
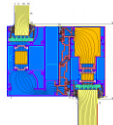

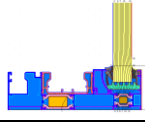
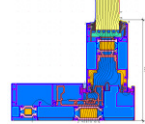
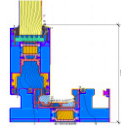
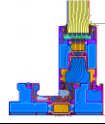
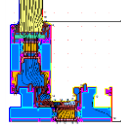
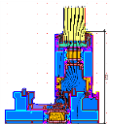


Results of the calculations

The calculated sections for Europa A40 SL have U_f -values ranging from 1,63 W/m^2K to 3,17 W/m^2K . Below is an overview of the results of the calculations, showing the b_f and U_f of the 10 calculated sections.

No.	Section			Material	d_g [mm]	U_{panel} [W/m^2K]	Thermal conductance section [W/m]	$U_{total, panel}$ [W/m^2K]	b_{tot} [mm]	b_p [mm]	b_{calc} [mm]	b_f [mm]	U_f [W/m^2K]	Visualisation
	1	2	3											
1	TH-11201	TH-11301	TH-11201	Aluminium	29	1,0130	18,8280	0,0014	664,70	474,80	189,90	190	2,42	
2	TH-11201	TH-85403		Aluminium	21	1,3035	17,6390	0,0015	577,10	232,80	107,80	108	3,17	
					29	1,0130				236,50				
3	TH-11201	TH-11201		Aluminium	29	1,0130	14,2480	0,0012	582,70	474,80	107,90	108	2,14	
4	TH-11102			Aluminium	21	1,3084	8,2980	0,0015	281,00	232,10	48,90	49	2,27	
5	TH-11201	TH-11102		Aluminium	29	1,0130	10,7230	0,0015	359,40	237,40	122,00	122	2,42	
6	TH-11201	TH-11101		Aluminium	29	1,0130	11,4850	0,0016	359,30	237,40	121,90	122	2,74	
7	TH-11201	TH-11101		Aluminium	29	1,0130	10,7790	0,0015	359,30	237,40	121,90	122	2,45	
8	TH-11201	TH-11101		Aluminium	29	1,0130	11,5830	0,0016	359,40	237,40	122,00	122	2,78	
9	TH-11201	TH-11101		Aluminium	29	1,0130	10,8520	0,0015	359,40	237,40	122,00	122	2,48	

The calculation results for frame/sash profiles are included in the data sheets, Appendix 1.