

# ALBIO 225

## THERMAL BREAK SLIDING SYSTEM

### ΘΕΡΜΟΜΟΝΩΤΙΚΟ ΣΥΡΟΜΕΝΟ ΣΥΣΤΗΜΑ

Η Albio 225 είναι θερμομονωτική σειρά, κατάλληλη για συρόμενες μπαλκονόπορτες και παράθυρα. Η υποδοχή για ανοξείδωτη ράγα κύλισης αποτελεί ένα από τα βασικά πλεονεκτήματα της σειράς, προσφέροντας ακόμη μεγαλύτερη αντοχή και λειτουργικότητα. Ταυτόχρονα, δίνει την επιλογή για χρήση ράγας κύλισης από πολυαμίδιο, αλλά και από αλουμίνιο.

Τα φύλλα και οι οδηγοί κύλισης διακόπτονται από ράβδους πολυαμιδίου πλάτους 24mm. Με πλάτος φύλλου 38mm, η σειρά παρουσιάζει άριστα θερμομονωτικά αποτελέσματα.

Δίνει τη δυνατότητα για κατασκευές όλων των τύπων συρομένων, επάλληλων ή χωνευτών, ακόμη και σε περιπτώσεις μεγάλων ανοιγμάτων.

### THERMAL BREAK SLIDING SYSTEM

Albio 225 is a thermal break system, appropriate for sliding balcony doors and windows. A special feature is the option of embedding a stainless steel rail into the frame profiles. The options of using a polyamide or aluminium rail, give an extra advantage to the system.

The sash and frame profiles come with 24mm polyamide bars. With a 38mm sash width, the system can offer excellent thermal insulation.

Finally, Albio 225 can be applicable for any type of construction, sliding and built-in doors and windows, even for wide opening applications.

## ΠΕΡΙΕΧΟΜΕΝΑ
## TABLE OF CONTENTS


ΣΥΝΟΠΤΙΚΟΣ ΠΙΝΑΚΑΣ / SUMMARY.....3

ΠΡΟΦΙΛ / PROFILES.....6

ΤΥΠΟΛΟΓΙΑ / TYPOLOGY.....20

ΤΟΜΕΣ / SECTIONS.....22

ΕΞΑΡΤΗΜΑΤΑ / ACCESSORIES.....58

ΟΔΗΓΙΕΣ ΣΥΝΑΡΜΟΛΟΓΗΣΗΣ
ASSEMBLY INSTRUCTIONS .....66

ΜΕΤΡΑ ΚΟΠΗΣ / CUTTING DIMENSIONS .....82

ΠΡΕΣΑΚΙ / PRESS MACHINE.....95

## EN STANDARDS

EN 755-4 | EN 755-5 | EN 755-9 | EN 755-3 | EN 573-3 | EN 755-1 | EN 755-2

QUALICOAT SEASIDE

LICENCE Nr: 106

TÜV AUSTRIA HELLAS

ISO 9001: 2015

ISO 14001: 2015

ISO 50001:2011

OHSAS 18001:2007

CE/EN 15088:2005

QUALITY LABEL INTERNATIONAL FOR ANODISING Qualanod INDUSTRIAL

LICENCE Nr: 1503

STRONGEST COMPANIES IN GREECE ICAP certificate 2010 Awarded to: EXALCO S.A.

QM Aluminium laqué certifié QualiMarine® Certificat n°QM-066

CE

QUALITY LABEL INTERNATIONAL FOR ANODISING Qualanod ARCHITECTURE

LICENCE Nr: 1503

# ΣΥΝΟΠΤΙΚΟΣ ΠΙΝΑΚΑΣ / SUMMARY

| ΠΡΟΦΙΛ PROFILES | ΣΧΗΜΑ DRAWING | ΒΑΡΟΣ / ΜΗΚΟΣ WEIGHT / LENGTH | ΒΕΡΓΕΣ / ΔΕΜΑ BARS / BUNDLE |
|---|---|---|---|
| 225-02 | X: 98,8 Y: 45,8 mm 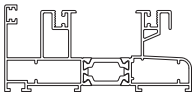 225-001 + 225-002 | 1874 gr/m 6 m | 4 |
| 225-03 | X: 149,1 Y: 45,8 mm 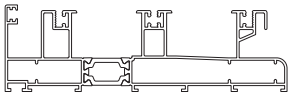 225-001 + 225-003 | 2570 gr/m 6 m | 3 |
| 225-04 | X: 135,3 Y: 45,8 mm 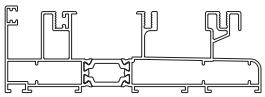 225-001 + 225-004 | 2376 gr/m 6 m | 4 |
| 225-05 | X: 132,5 Y: 45,8 mm 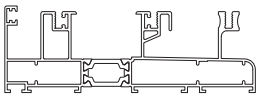 225-001 + 225-005 | 2407 gr/m 6 m | 4 |
| 225-06 | X: 96,9 Y: 38,0 mm 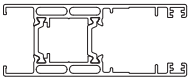 225-006 + 225-006 | 1761 gr/m 6 m | 3 |
| 225-06A | X: 96,9 Y: 38,0 mm 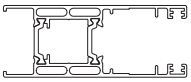 225-006A + 225-006A | 1745 gr/m 6 m | 3 |
| 225-07 | X: 96,9 Y: 38,0 mm 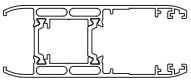 225-007 + 225-007 | 1743 gr/m 6 m | 3 |
| 225-008 | X: 44,25 Y: 54,0 mm 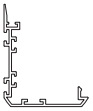 | 533 gr/m 4,6 m | 10 |
| 225-09 | X: 44,3 Y: 34,5 mm 225-009 + 225-009 | 1088 gr/m 4,6 m | 4 |

| ΠΡΟΦΙΛ PROFILES | ΣΧΗΜΑ DRAWING | ΒΑΡΟΣ / ΜΗΚΟΣ WEIGHT / LENGTH | ΒΕΡΓΕΣ / ΔΕΜΑ BARS / BUNDLE |
|---|---|---|---|
| 225-010 | X: 96,9 Y: 38,0 mm 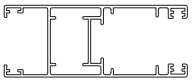 | 1299 gr/m 6 m | 3 |
| 225-011 | X: 96,9 Y: 38,0 mm 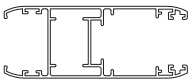 | 1306 gr/m 6 m | 3 |
| 225-12 | X: 90,0 Y: 32,0 mm 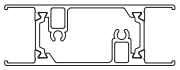 | 1598 gr/m 6 m | 3 |
| 225-14 | X: 48,5 Y: 45,8 mm 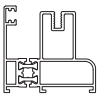 225-013 + 225-014 | 1189 gr/m 6 m | 4 |
| 225-15 | X: 84,35 Y: 45,8 mm 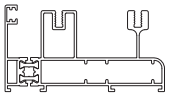 225-013 + 225-015 | 1803 gr/m 6 m | 4 |
| 225-18 | X: 98,8 Y: 20,2 mm 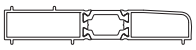 225-017 + 225-018 | 1044 gr/m 6 m | 4 |
| 225-019 | X: 23,1 Y: 23,4 mm | 257 gr/m 6 m | 12 |
| 225-21 | X: 86,4 Y: 45,8 mm ΟΔΗΓΟΣ ΓΙΑ ΤΗΝ ΑΝΤΙΚΑΤΑΣΤΑΣΗ FRAME FOR REPLACEMENT 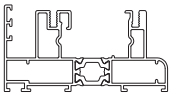 225-020 + 225-021 | 1768 gr/m 6 m | 4 |
| 225-22 | X: 120,0 Y: 45,8 mm ΟΔΗΓΟΣ ΓΙΑ ΤΗΝ ΑΝΤΙΚΑΤΑΣΤΑΣΗ FRAME FOR REPLACEMENT 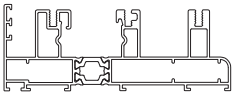 225-020 + 225-022 | 2389 gr/m 6 m | 4 |

# ΣΥΝΟΠΤΙΚΟΣ ΠΙΝΑΚΑΣ / SUMMARY

| ΠΡΟΦΙΛ PROFILES | ΣΧΗΜΑ DRAWING | ΒΑΡΟΣ / ΜΗΚΟΣ WEIGHT / LENGTH | ΒΕΡΓΕΣ / ΔΕΜΑ BARS / BUNDLE |
|---|---|---|---|
| 225-026 | X: 77,5 Y: 28,7 mm 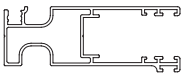 | 929 gr/m<br>6 m | 4 |
| 225-027 | X: 37,7 Y: 24,75 mm 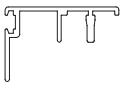 | 367 gr/m<br>6 m | 10 |
| 225-29 | X: 132,75 Y: 20,2 mm 225-017 + 225-019 | 1355 gr/m<br>6 m | 4 |
| 225-029 | X: 65,0 Y: 50,0 mm 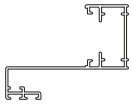 | 656 gr/m<br>4,8 m | 10 |
| 225-030 | X: 29,6 Y: 6,7 mm | 132 gr/m<br>4,8 m | 20 |
| 225-31 | X: 96,9 Y: 38,0 mm 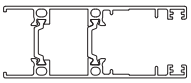 225-031 + 225-031 | 1589 gr/m<br>6 m | 3 |
| 225-32 | X: 149,1 Y: 20,2 mm 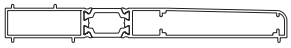 225-017 + 225-032 | 1468 gr/m<br>6 m | 4 |
| 225-43 | X: 120,0 Y: 45,8 mm<br>ΟΔΗΓΟΣ ΓΙΑ ΤΗΝ ΑΝΤΙΚΑΤΑΣΤΑΣΗ<br>FRAME FOR REPLACEMENT<br> 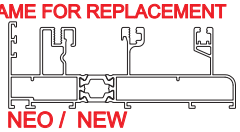 <br>NEO / NEW<br>225-020 + 225-043 | 2185 gr/m<br>6 m | 4 |
| 225-44 | X: 110,0 Y: 45,8 mm<br>ΟΔΗΓΟΣ ΓΙΑ ΤΗΝ ΑΝΤΙΚΑΤΑΣΤΑΣΗ<br>FRAME FOR REPLACEMENT<br> 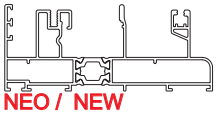 <br>NEO / NEW<br>225-020 + 225-044 | 2005 gr/m<br>6 m | 4 |

| ΠΡΟΦΙΛ PROFILES | ΣΧΗΜΑ DRAWING | ΒΑΡΟΣ / ΜΗΚΟΣ WEIGHT / LENGTH | ΒΕΡΓΕΣ / ΔΕΜΑ BARS / BUNDLE |
|---|---|---|---|
| 225-046 | X: 47,2 Y: 28,5 mm<br>NEO / NEW<br> | 377 gr/m<br>4,6 m | 10 |
| 225-47 | X: 52,5 Y: 38,0 mm<br>NEO / NEW<br> 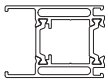 | 1141 gr/m<br>6 m | 3 |
| 225-053 | X: 40,7 Y: 26 mm<br>NEO / NEW<br> 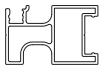 | 596 gr/m<br>6 m | 4 |
| 225-054 | X: 29,8 Y: 9,8 mm<br>NEO / NEW<br> | 167 gr/m<br>4,6 m | 10 |
| 101-166 | X: 15,0 Y: 6,1 mm | 99 gr/m<br>6 m | 20 |
| 205-013 | X: 33,0 Y: 11,3 mm | 179 gr/m<br>4,6 m | 20 |
| 205-014 | X: 29,2 Y: 11,0 mm 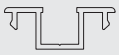 | 205 gr/m<br>6 m | 20 |
| 205-029A | X: 39,2 Y: 28,7 mm | 535 gr/m<br>4,6 m | 5 |
| 205-036 | X: 50,0 Y: 41,4 mm 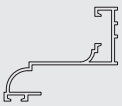 | 463 gr/m<br>4,6 m | 10 |

# ΣΥΝΟΠΤΙΚΟΣ ΠΙΝΑΚΑΣ / SUMMARY

| ΠΡΟΦΙΛ PROFILES | ΣΧΗΜΑ DRAWING | ΒΑΡΟΣ / ΜΗΚΟΣ WEIGHT / LENGTH | ΒΕΡΓΕΣ / ΔΕΜΑ BARS / BUNDLE |
|---|---|---|---|
| 205-046 | X: 85,0 Y: 33,0 mm 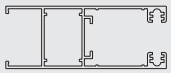 | 1085 gr/m<br>6 m | 3 |
| 210-012 | X: 50,0 Y: 24,6 mm 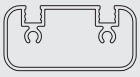 | 678 gr/m<br>6 m | 4 |
| 210-013 | X: 26,0 Y: 22,1 mm 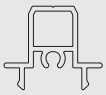 | 303 gr/m<br>4,6 m | 10 |
| 215-022 | X: 18,9 Y: 19,8 mm | 219 gr/m<br>6 m | 20 |
| 227-018 | X: 71,3 Y: 19,4 mm | 634 gr/m<br>6 m | 4 |
| 227-019 | X: 19,4 Y: 26,2 mm 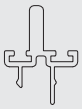 | 287 gr/m<br>4,6 m | 10 |
| 305-021A | X: 114,0 Y: 24,8 mm | 606 gr/m<br>6 m | 5 |
| 305-022 | X: 99,0 Y: 25,0 mm | 592 gr/m<br>6 m | 5 |
| 305-023 | X: 84,5 Y: 25,0 mm | 491 gr/m<br>6 m | 5 |

| ΠΡΟΦΙΛ PROFILES | ΣΧΗΜΑ DRAWING | ΒΑΡΟΣ / ΜΗΚΟΣ WEIGHT / LENGTH | ΒΕΡΓΕΣ / ΔΕΜΑ BARS / BUNDLE |
|---|---|---|---|
| 305-024 | X: 74,9 Y: 24,8 mm 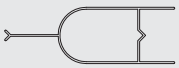 | 363 gr/m<br>6 m | 5 |
| 305-028 | X: 80,0 Y: 25,0 mm | 408 gr/m<br>6 m | 5 |
| EX-51 | X: 50,0 Y: 10,0 mm | 349 gr/m<br>6 m | 16 |

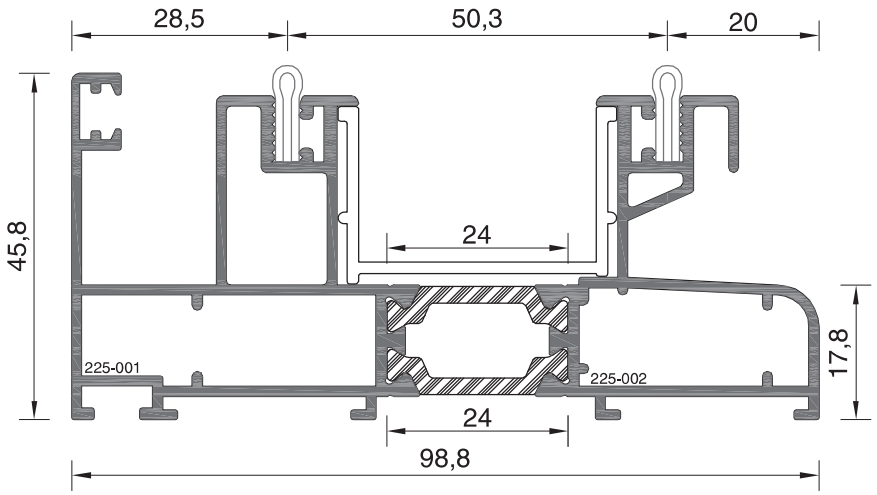


**ΔΙΠΛΟΣ ΟΔΗΓΟΣ**
Double Frame

**225-02**

**ΒΑΡΟΣ** / Weight

1874 gr/m

**ΓΩΝΙΑ ΣΥΝΔΕΣΕΩΣ**
Extruded aluminium joint corner

7018

**ΤΡΙΠΛΟΣ ΟΔΗΓΟΣ**
Triple Frame

**225-03**

**ΒΑΡΟΣ** / Weight

2570 gr/m

**ΓΩΝΙΑ ΣΥΝΔΕΣΕΩΣ**
Extruded aluminium joint corner

7018

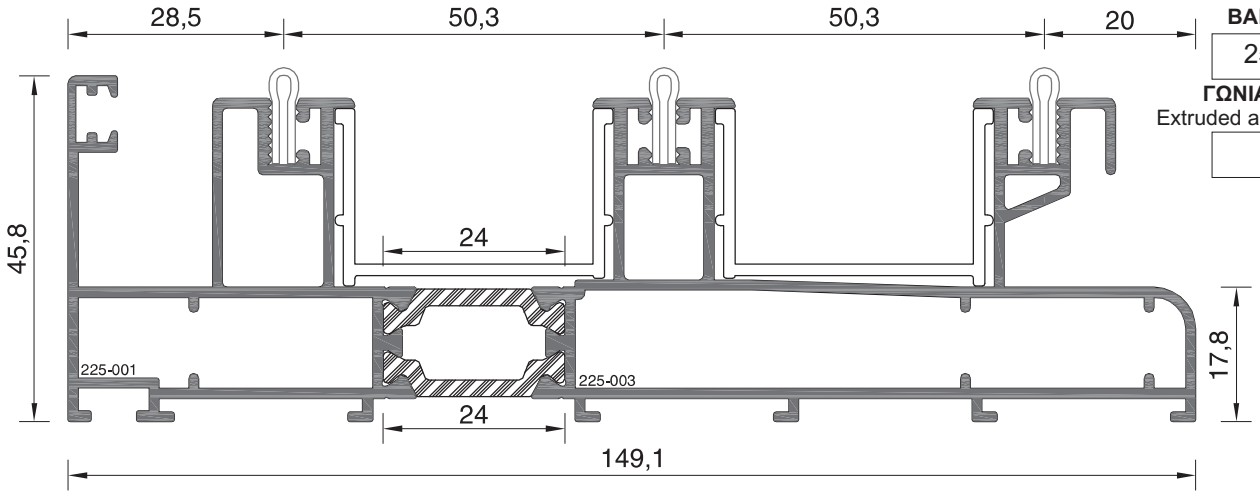


**ΤΡΙΠΛΟΣ ΟΔΗΓΟΣ (ΣΗΤΑ ΣΤΟ ΚΕΝΤΡΟ)**
Triple Frame (Mosquito-net centered)

**225-04**

**ΒΑΡΟΣ** / Weight

2376 gr/m

**ΓΩΝΙΑ ΣΥΝΔΕΣΕΩΣ**
Extruded aluminium joint corner

7018

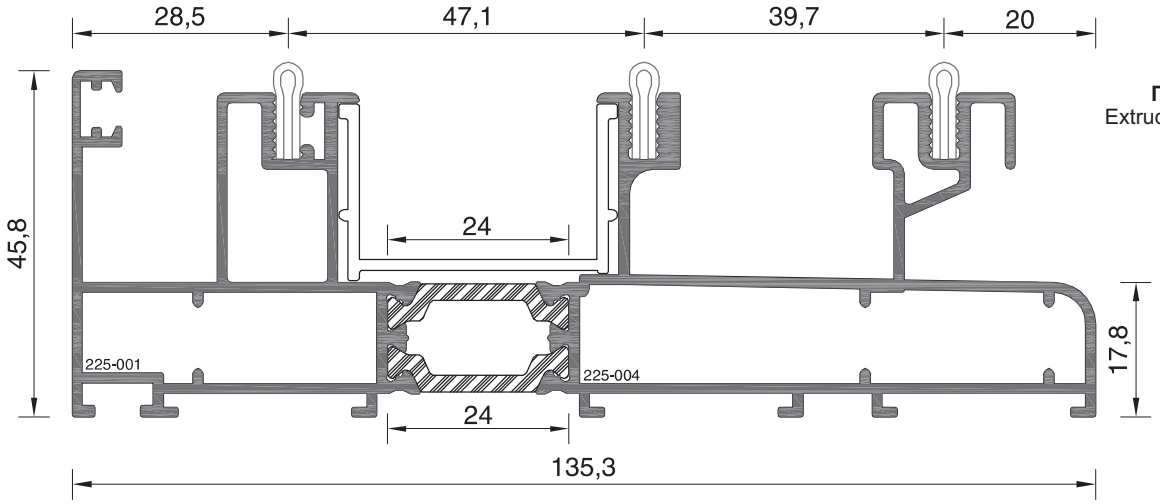


Κλίμακα / scale = 1 : 1

**ΤΡΙΠΛΟΣ ΟΔΗΓΟΣ (ΣΗΤΑ ΕΞΩΤΕΡΙΚΑ)**
Triple Frame (Mosquito-net outside)

**225-05**

**ΒΑΡΟΣ** / Weight
2407 gr/m

**ΓΩΝΙΑ ΣΥΝΔΕΣΕΩΣ**
Extruded aluminium joint corner
7018

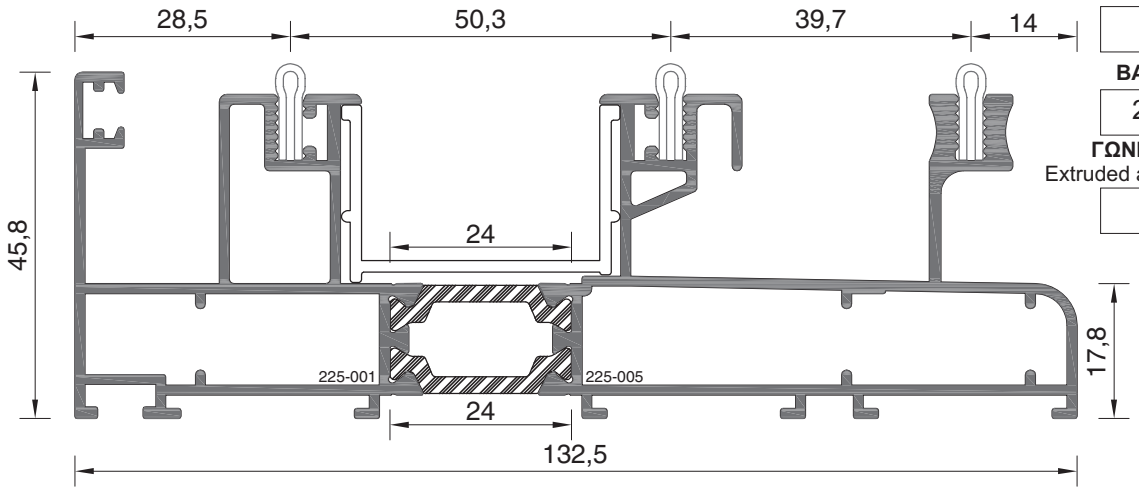


**ΜΟΝΟΣ ΟΔΗΓΟΣ**
Single Frame

**225-14**

**ΒΑΡΟΣ** / Weight
1189 gr/m

**ΓΩΝΙΑ ΣΥΝΔΕΣΕΩΣ**
Extruded aluminium joint corner
7018

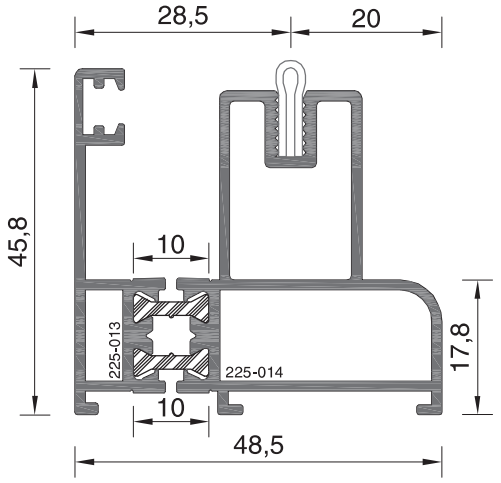


**ΔΙΠΛΟΣ ΟΔΗΓΟΣ (ΣΗΤΑ ΕΞΩΤΕΡΙΚΑ)**
Double Frame (Mosquito-net outside)

**225-15**

**ΒΑΡΟΣ** / Weight
1803 gr/m

**ΓΩΝΙΑ ΣΥΝΔΕΣΕΩΣ**
Extruded aluminium joint corner
7018

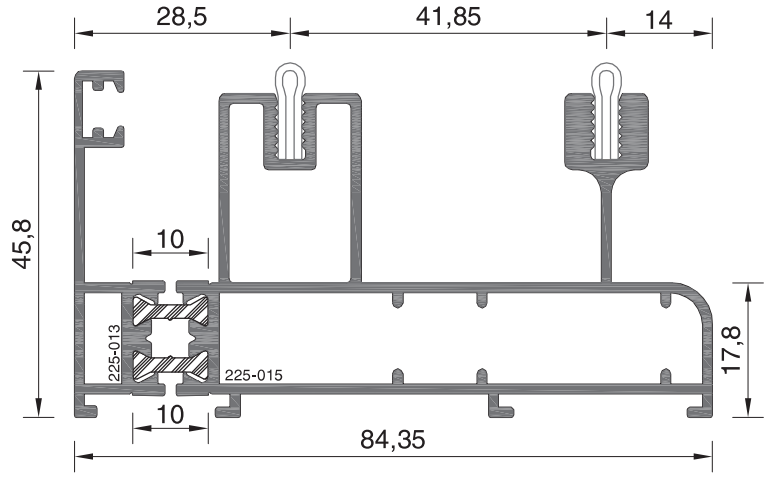


Κλίμακα / scale = 1 : 1

## ΟΔΗΓΟΣ ΓΙΑ ΤΗΝ ΑΝΤΙΚΑΤΑΣΤΑΣΗ
## FRAME FOR REPLACEMENT

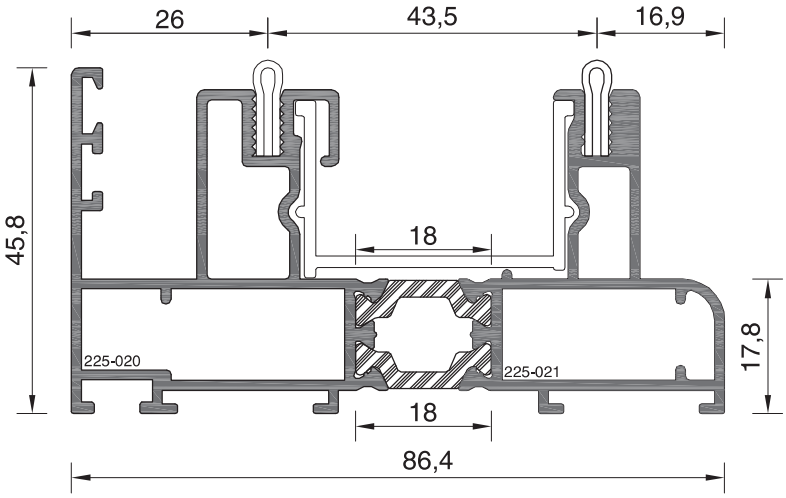


**ΔΙΠΛΟΣ ΟΔΗΓΟΣ (ΤΖΑΜΙ- ΠΑΤΖΟΥΡΙ ή ΣΗΤΑ)**
Double Frame (Glazing & shutter profile or mosquito-net profile)

**225-21**

**ΒΑΡΟΣ** / Weight

1768 gr/m

**ΓΩΝΙΑ ΣΥΝΔΕΣΕΩΣ**
Extruded aluminium joint corner

7018

**ΣΗΜΕΙΩΣΗ / NOTE**

Για την θέση του πατζουριού συνεργάζονται με τα φύλλα της σειράς 205.
Assembling with Albio 205 shutter profiles.

## ΟΔΗΓΟΣ ΓΙΑ ΤΗΝ ΑΝΤΙΚΑΤΑΣΤΑΣΗ
## FRAME FOR REPLACEMENT

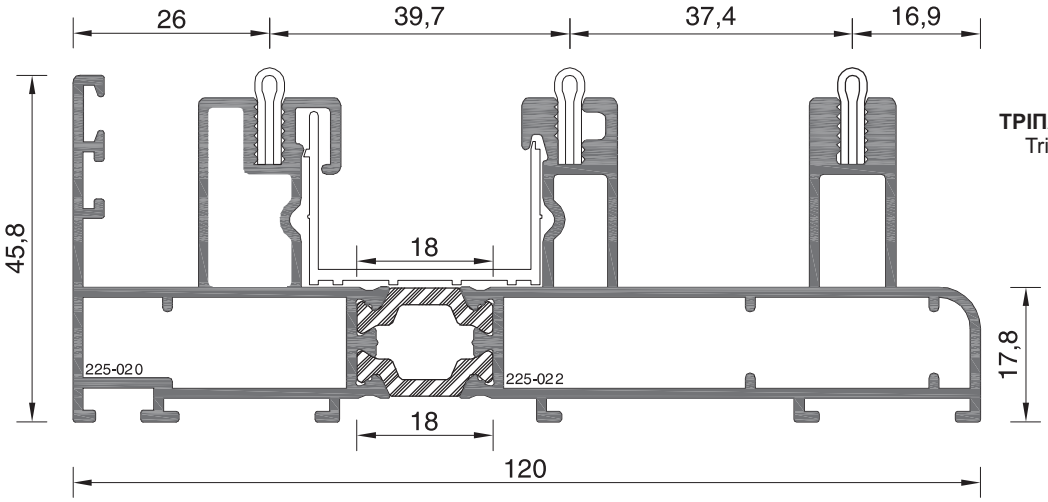


**ΤΡΙΠΛΟΣ ΟΔΗΓΟΣ (ΣΗΤΑ ΣΤΟ ΚΕΝΤΡΟ)**
Triple Frame (Mosquito-net centered)

**225-22**

**ΒΑΡΟΣ** / Weight

2389 gr/m

**ΓΩΝΙΑ ΣΥΝΔΕΣΕΩΣ**
Extruded aluminium joint corner

7018

Κλίμακα / scale = 1 : 1

## ΟΔΗΓΟΣ ΓΙΑ ΤΗΝ ΑΝΤΙΚΑΤΑΣΤΑΣΗ
## FRAME FOR REPLACEMENT

**ΝΕΟ ΠΡΟΦΙΛ**
**NEW PROFILE**

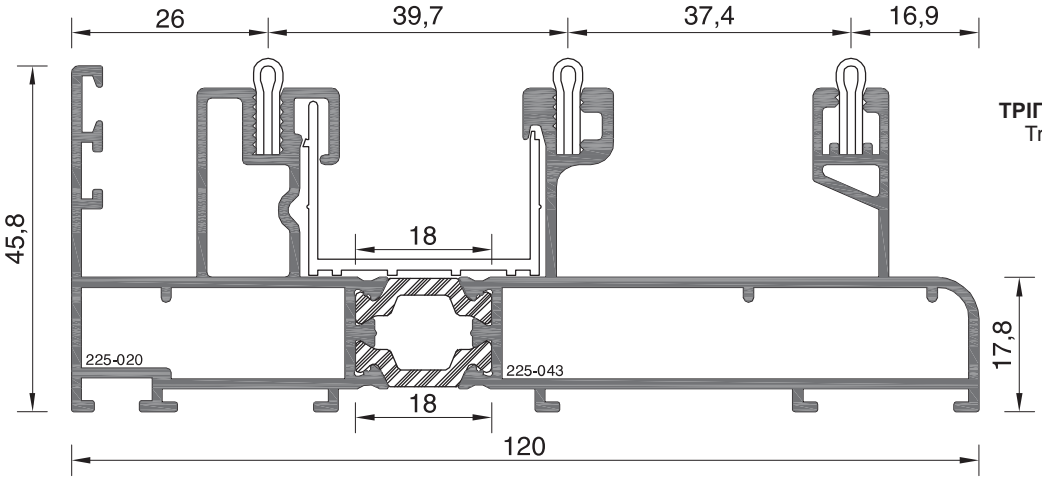


**ΤΡΙΠΛΟΣ ΟΔΗΓΟΣ (ΣΗΤΑ ΣΤΟ ΚΕΝΤΡΟ)**
Triple Frame (Mosquito-net centered)

**225-43**

**ΒΑΡΟΣ** / Weight

2185 gr/m

**ΓΩΝΙΑ ΣΥΝΔΕΣΕΩΣ**
Extruded aluminium joint corner

7018

**ΣΗΜΕΙΩΣΗ / NOTE**

Για την θέση του πατζουριού συνεργάζονται με τα φύλλα της σειράς 205.
Assembling with Albio 205 shutter profiles.

## ΟΔΗΓΟΣ ΓΙΑ ΤΗΝ ΑΝΤΙΚΑΤΑΣΤΑΣΗ
## FRAME FOR REPLACEMENT

**ΝΕΟ ΠΡΟΦΙΛ**
**NEW PROFILE**

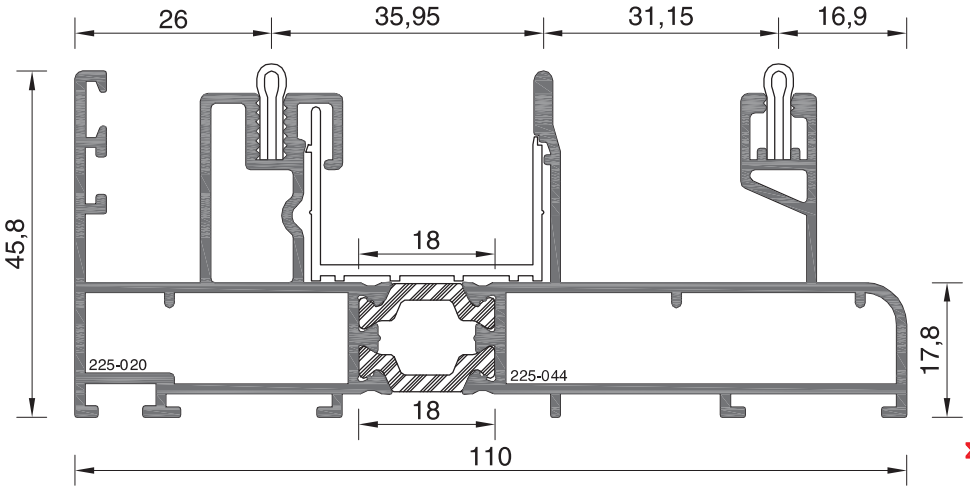


**ΤΡΙΠΛΟΣ ΟΔΗΓΟΣ (ΣΗΤΑ ΣΤΟ ΚΕΝΤΡΟ)**
Triple Frame (Mosquito-net centered)

**225-44**

**ΒΑΡΟΣ** / Weight

2005 gr/m

**ΓΩΝΙΑ ΣΥΝΔΕΣΕΩΣ**
Extruded aluminium joint corner

7018

**ΣΥΝΕΡΓΑΖΕΤΑΙ ΜΕ ΤΟ ΦΥΛΛΟ ΑΝΤΙΚΩΝΩΠΙΚΟ 227-018**
**Assembled with sash for mosquito-net 227-018**

Κλίμακα / scale = 1 : 1

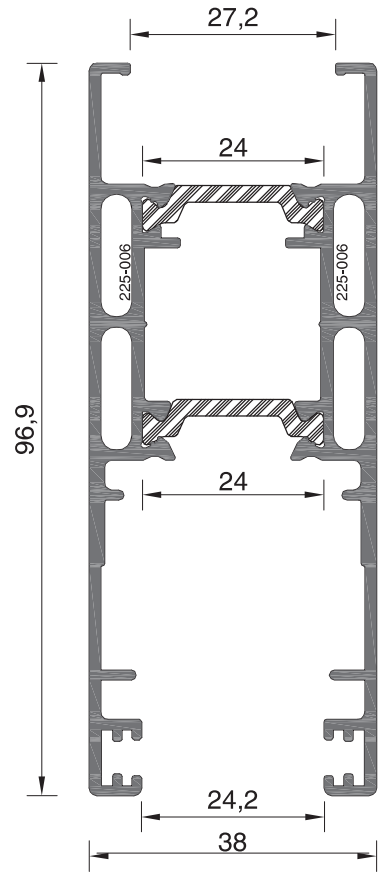


**ΦΥΛΛΟ**
Sash

**225-06**

**ΒΑΡΟΣ** / Weight

1761 gr/m

**ΓΩΝΙΑ ΣΥΝΔΕΣΕΩΣ**
Extruded aluminium joint corner

7000

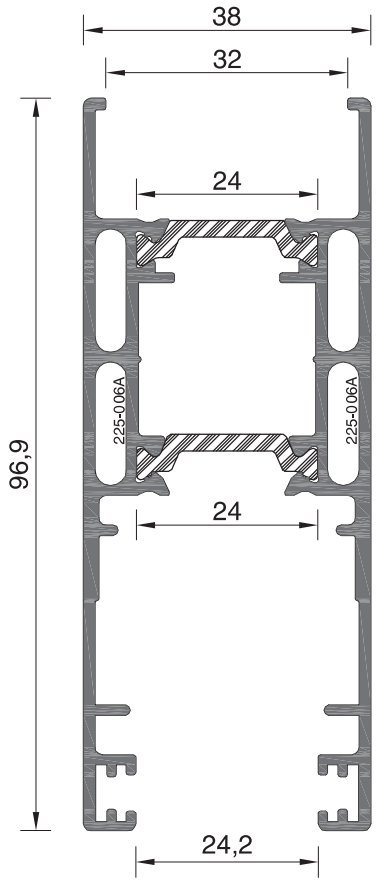


**ΦΥΛΛΟ**
Sash

**225-06A**

**ΒΑΡΟΣ** / Weight

1745 gr/m

**ΓΩΝΙΑ ΣΥΝΔΕΣΕΩΣ**
Extruded aluminium joint corner

7000

ΣΥΝΕΡΓΑΖΕΤΑΙ ΜΕ ΤΟ ΦΥΛΛΟ 225-47.
Assembled with sash profile 225-47.

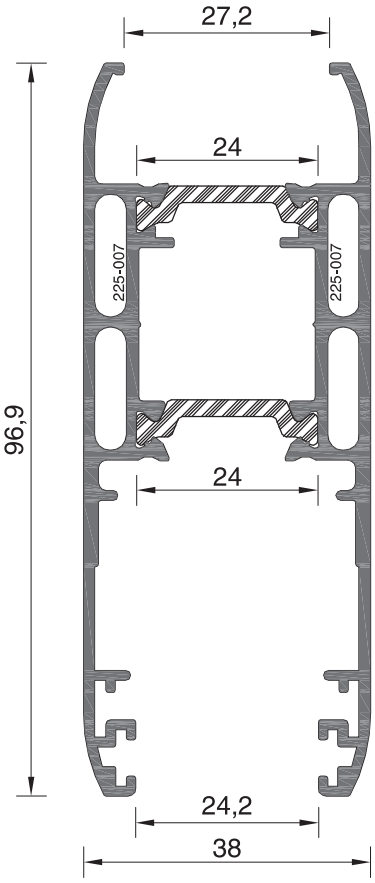


**ΦΥΛΛΟ**
Sash

**225-07**

**ΒΑΡΟΣ** / Weight

1743 gr/m

**ΓΩΝΙΑ ΣΥΝΔΕΣΕΩΣ**
Extruded aluminium joint corner

7000

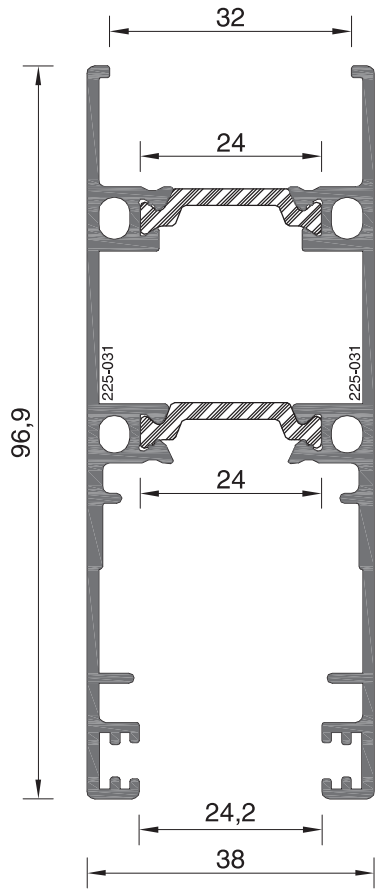


**ΦΥΛΛΟ**
Sash

**225-31**

**ΒΑΡΟΣ** / Weight

1589 gr/m

**ΓΩΝΙΑ ΣΥΝΔΕΣΕΩΣ**
Extruded aluminium joint corner

4059A

Κλίμακα / scale = 1 : 1

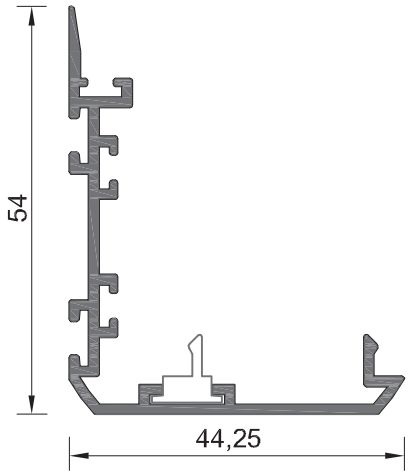


**ΑΓΚΙΣΤΡΟ**
Hook

**225-008**

**ΒΑΡΟΣ** / Weight

533 gr/m

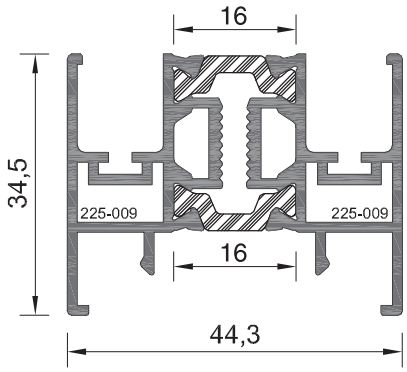


**ΜΠΙΝΙ ΦΙΛΗΤΟΥ**
Adjoining profile

**225-09**

**ΒΑΡΟΣ** / Weight

1088 gr/m

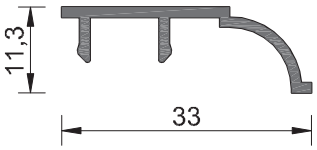


**ΚΟΥΜΠΩΜΑ ΓΙΑ ΑΡΜΟΚΑΛΥΠΤΡΟ**
Clip for the cover gap

**205-013**

**ΒΑΡΟΣ** / Weight

179 gr/m

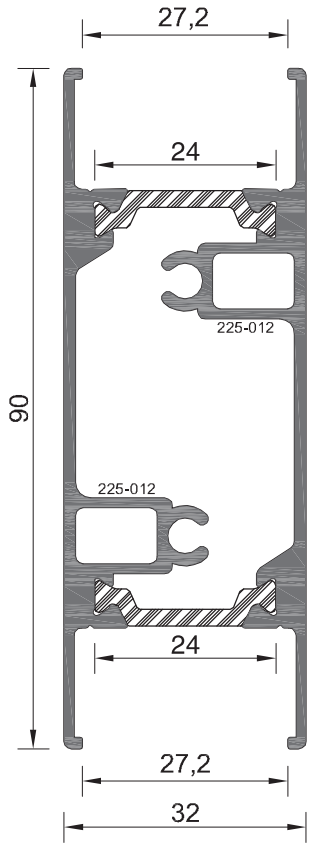


**ΧΩΡΙΣΜΑ**
Partition profile

**225-12**

**ΒΑΡΟΣ** / Weight

1598 gr/m

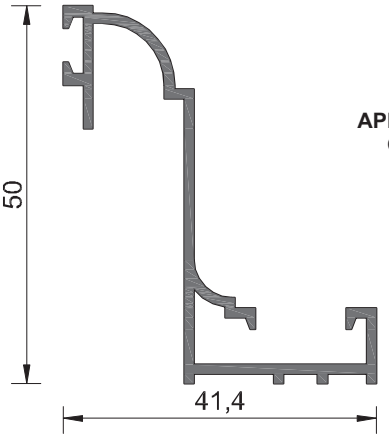


**ΑΡΜΟΚΑΛΥΠΤΡΟ ΓΙΑ ΧΩΝΕΥΤΑ**
Cover gap for built-in window

**205-036**

**ΒΑΡΟΣ** / Weight

463 gr/m

Κλίμακα / scale = 1 : 1

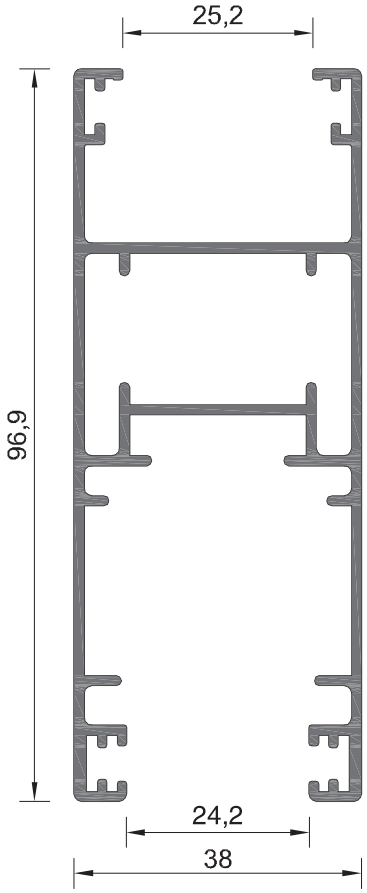


**ΦΥΛΛΟ ΠΑΤΖΟΥΡΙΟΥ**
Shutter profiles

**225-010**

**ΒΑΡΟΣ** / Weight

1299 gr/m

**ΓΩΝΙΑ ΣΥΝΔΕΣΕΩΣ**
Extruded aluminium joint corner

7000

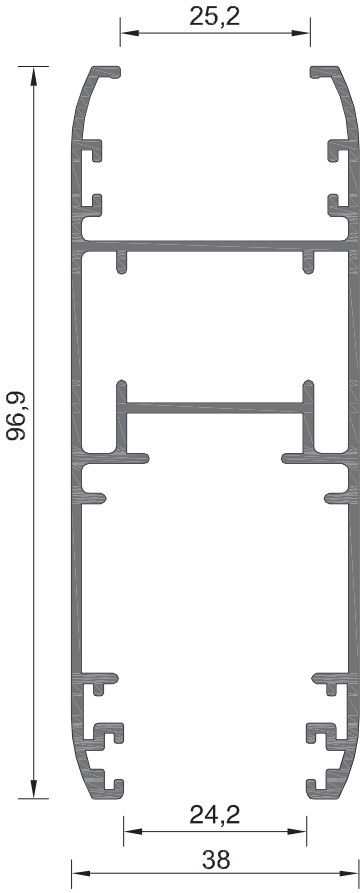


**ΦΥΛΛΟ ΠΑΤΖΟΥΡΙΟΥ**
Shutter profiles

**225-011**

**ΒΑΡΟΣ** / Weight

1306 gr/m

**ΓΩΝΙΑ ΣΥΝΔΕΣΕΩΣ**
Extruded aluminium joint corner

7000

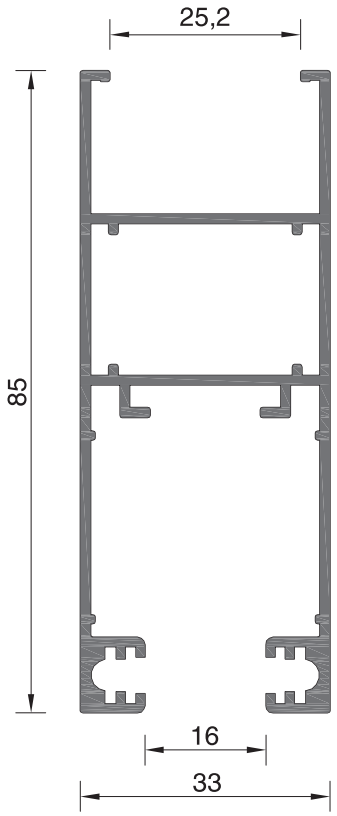


**ΦΥΛΛΟ ΠΑΤΖΟΥΡΙΟΥ**
Shutter profiles

**205-046**

**ΒΑΡΟΣ** / Weight

1085 gr/m

**ΓΩΝΙΑ ΣΥΝΔΕΣΕΩΣ**
Extruded aluminium joint corner

7000

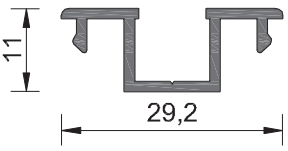


**ΚΟΥΜΠΩΜΑ ΓΙΑ ΟΒΑΛΙΝΑ**
Louvre receiver

**205-014**

**ΒΑΡΟΣ** / Weight

205 gr/m

**ΠΡΟΣΘΗΚΗ ΓΙΑ ΜΗΧΑΝΙΣΜΟΥΣ ΚΛΕΙΔΩΜΑΤΟΣ 2 & 3 ΣΗΜΕΙΩΝ**
Additional part for 2-point & 3-point locking mechanism

**215-022**

**ΒΑΡΟΣ** / Weight

219 gr/m

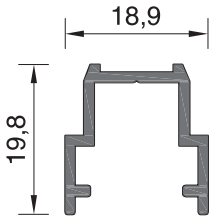


Κλίμακα / scale = 1 : 1

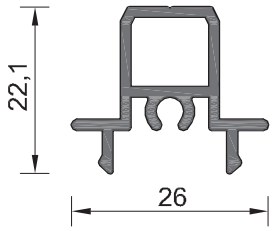


**ΜΠΙΝΙ ΣΙΤΑΣ**
Adjoining mosquito-net

**210-013**

**ΒΑΡΟΣ** / Weight

303 gr/m

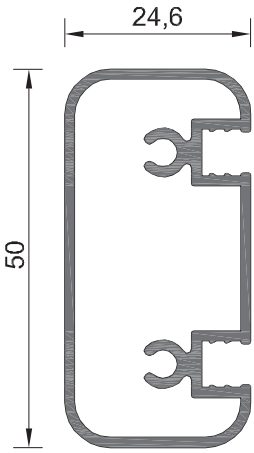


**ΧΩΡΙΣΜΑ ΑΝΤΙΚΩΝΩΠΙΚΟΥ**
Partition profile for mosquito-net

**210-012**

**ΒΑΡΟΣ** / Weight

678 gr/m

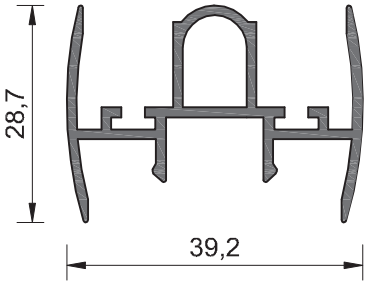


**ΜΠΙΝΙ ΦΙΛΗΤΟΥ**
Adjoining profile

**205-029A**

**ΒΑΡΟΣ** / Weight

535 gr/m

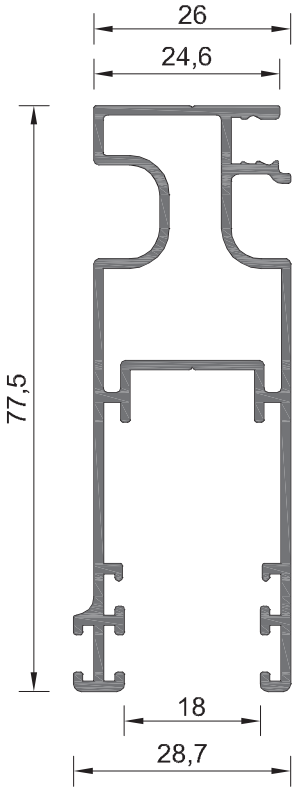


**ΦΥΛΛΟ ΑΝΤΙΚΩΝΩΠΙΚΟ**
Sash profile for mosquito-net

**225-026**

**ΒΑΡΟΣ** / Weight

929 gr/m

**ΓΩΝΙΑ ΣΥΝΔΕΣΕΩΣ**
Extruded aluminium joint corner

7018

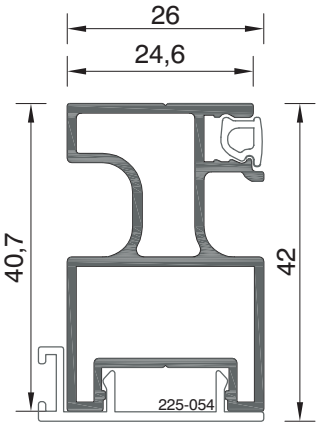


**ΣΤΕΝΟ ΦΥΛΛΟ ΑΝΤΙΚΩΝΩΠΙΚΟ**
Narrow sash profile for mosquito-net

**225-053**

**ΒΑΡΟΣ** / Weight

596 gr/m

**ΓΩΝΙΑ ΣΥΝΔΕΣΕΩΣ**
Extruded aluminium joint corner

7018

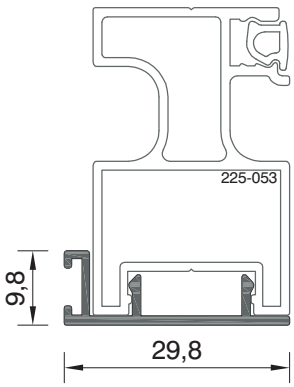


**ΚΟΥΜΠΩΜΑ ΦΥΛΛΟΥ 225-053**
Clip for the sash profile 225-053

**225-054**

**ΒΑΡΟΣ** / Weight

167 gr/m

Κλίμακα / scale = 1 : 1

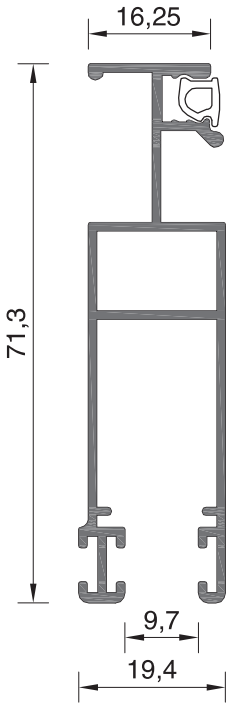


**ΦΥΛΛΟ ΑΝΤΙΚΩΝΩΠΙΚΟ**
Sash profile for mosquito-net

**227-018**

**ΒΑΡΟΣ** / Weight

634 gr/m

**ΓΩΝΙΑ ΣΥΝΔΕΣΕΩΣ**
Extruded aluminium joint corner

No 227-018 (3277)

**ΡΑΟΥΛΑ** / Adjustable roller

Ράουλο πλαστικό μονό
No 227 (Κωδ.: 4366)

Single adjustable plastic roller
No 227 (Code: 4366)

**ΣΤΟΠΕΡ ΑΜΟΡΤΙΣΕΡ** / Damping stopper

Αμορτισερ 227 σίτας PL 959
(Κωδ.: 3421)

Damping stopper 227
for mosquito-net PL 959
(Code: 3421)

ΣΥΝΕΡΓΑΖΕΤΑΙ ΜΟΝΟ ΜΕ ΤΟΝ ΟΔΗΓΟ 225-44
Assembled only with frame profile 225-44

**ΜΠΙΝΙ ΣΙΤΑΣ**
Adjoining mosquito-net

**227-019**

**ΒΑΡΟΣ** / Weight

287 gr/m

ΣΥΝΕΡΓΑΖΕΤΑΙ ΜΟΝΟ ΜΕ ΤΟ ΦΥΛΛΟ ΑΝΤΙΚΩΝΩΠΙΚΟ 227-018
Assembled only with sash profile for mosquito-net 227-018

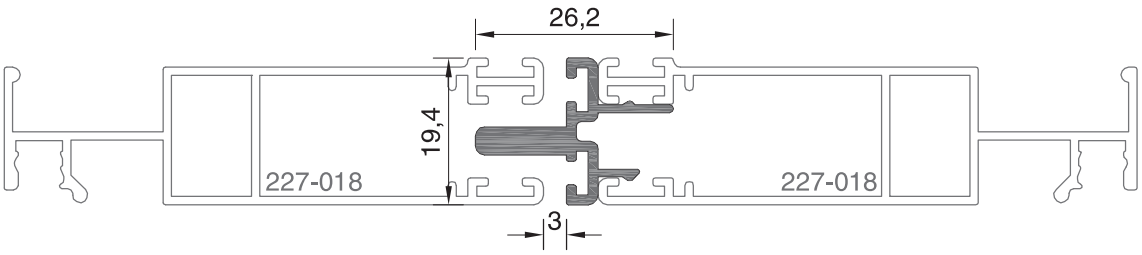


Κλίμακα / scale = 1 : 1

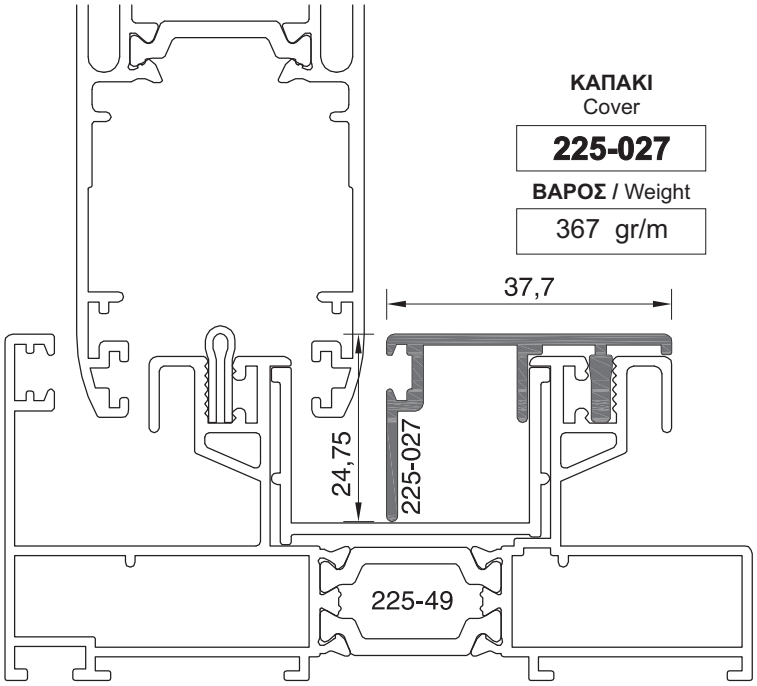


**ΚΑΠΑΚΙ**
Cover

**225-027**

**ΒΑΡΟΣ** / Weight

367 gr/m

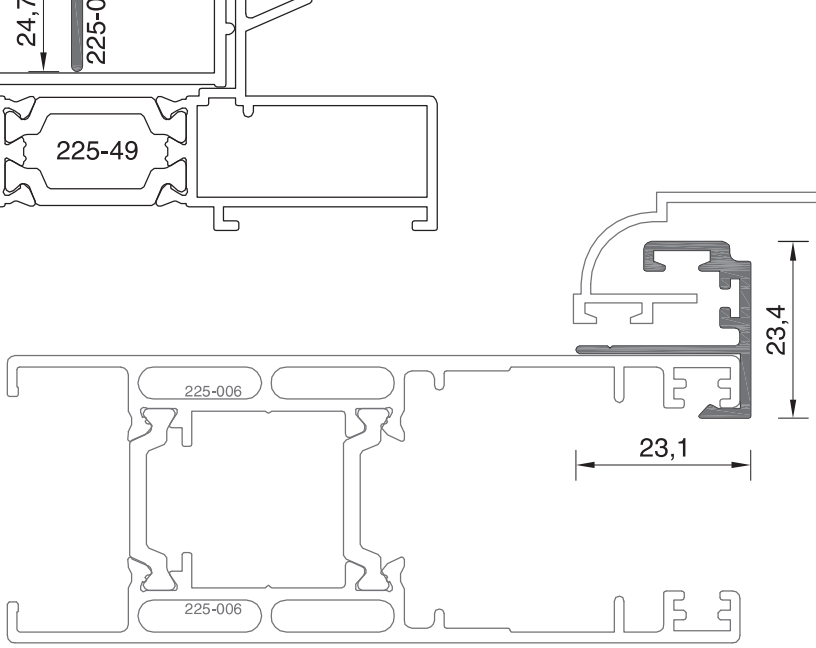


**ΑΓΚΙΣΤΡΟ ΧΩΝΕΥΤΟΥ**
Built-in window hook

**225-019**

**ΒΑΡΟΣ** / Weight

257 gr/m

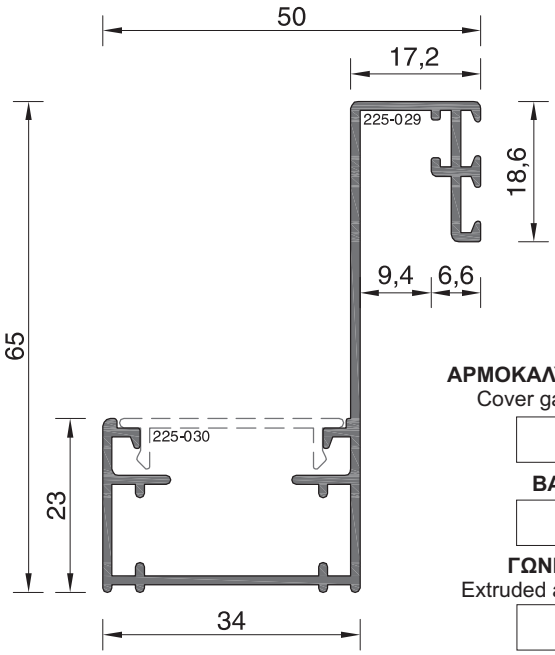


**ΑΡΜΟΚΑΛΥΠΤΡΟ ΓΙΑ ΧΩΝΕΥΤΑ**
Cover gap for built-in window

**225-029**

**ΒΑΡΟΣ** / Weight

656 gr/m

**ΓΩΝΙΑ ΣΥΝΔΕΣΕΩΣ**
Extruded aluminium joint corner

7018

**ΚΟΥΜΠΩΜΑ ΓΙΑ ΑΡΜΟΚΑΛΥΠΤΡΟ**
Clip for the cover gap

**225-030**

**ΒΑΡΟΣ** / Weight

132 gr/m

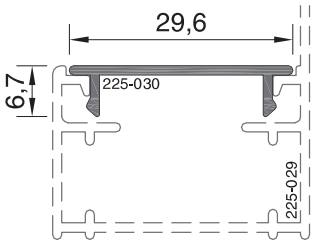


Κλίμακα / scale = 1 : 1

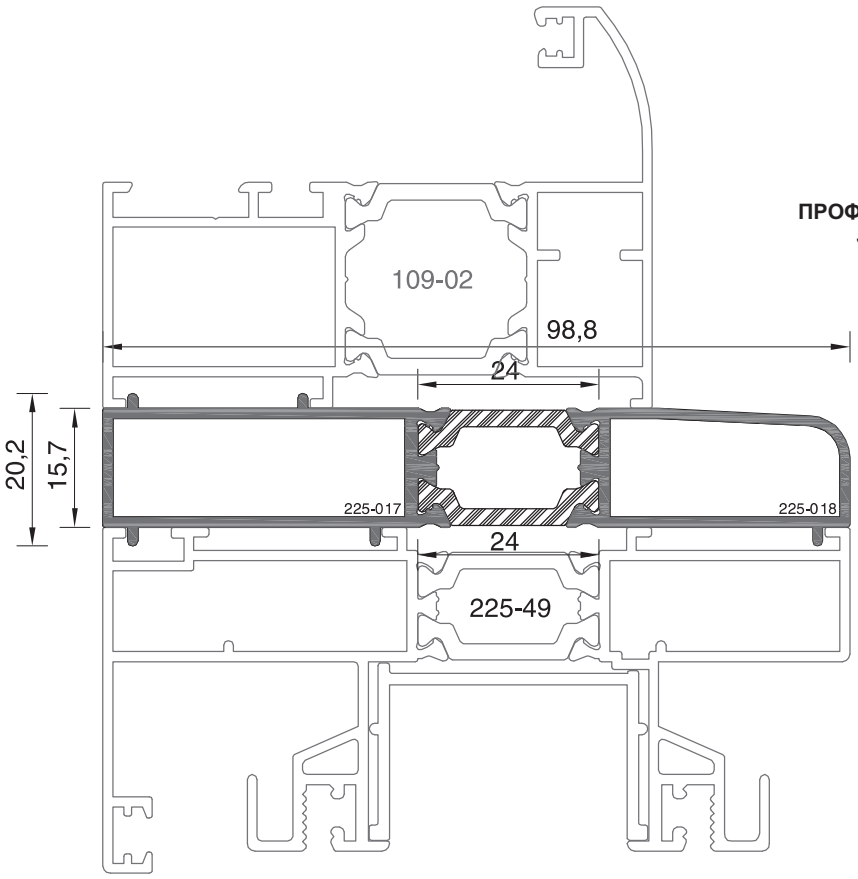


**ΠΡΟΦΙΛ ΕΝΩΣΗΣ ΣΥΡΟΜΕΝΟΥ ΜΕ ΑΝΟΙΓΟΜΕΝΟ ΠΑΡΑΘΥΡΟ**
Joining profile for combining sliding with opening window

**225-18**

**ΒΑΡΟΣ** / Weight

1044 gr/m

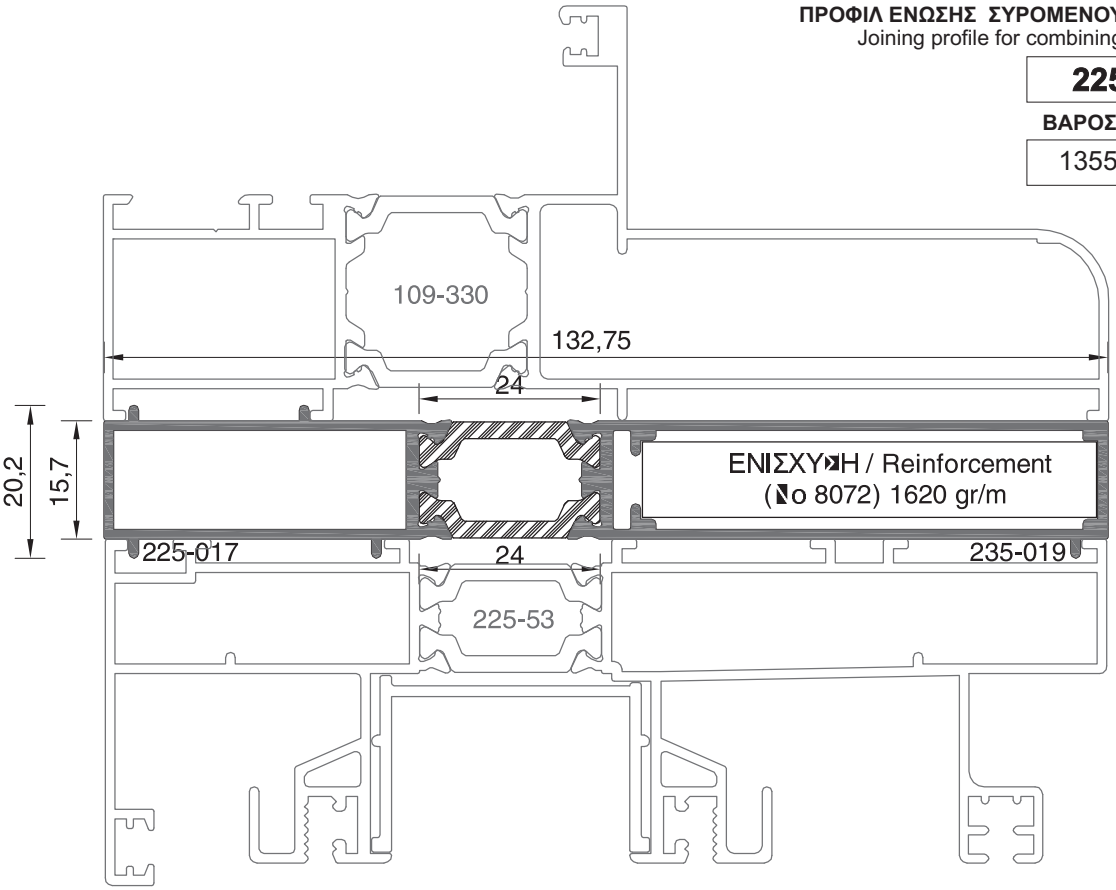


**ΠΡΟΦΙΛ ΕΝΩΣΗΣ ΣΥΡΟΜΕΝΟΥ ΜΕ ΑΝΟΙΓΟΜΕΝΟ ΠΑΡΑΘΥΡΟ**
Joining profile for combining sliding with opening window

**225-29**

**ΒΑΡΟΣ** / Weight

1355 gr/m

Κλίμακα / scale = 1 : 1

**ΠΡΟΦΙΛ ΕΝΩΣΗΣ ΣΥΡΟΜΕΝΟΥ ΜΕ ΑΝΟΙΓΟΜΕΝΟ ΠΑΡΑΘΥΡΟ**
Joining profile for combining sliding with opening window

**225-32**

**ΒΑΡΟΣ** / Weight

1468 gr/m

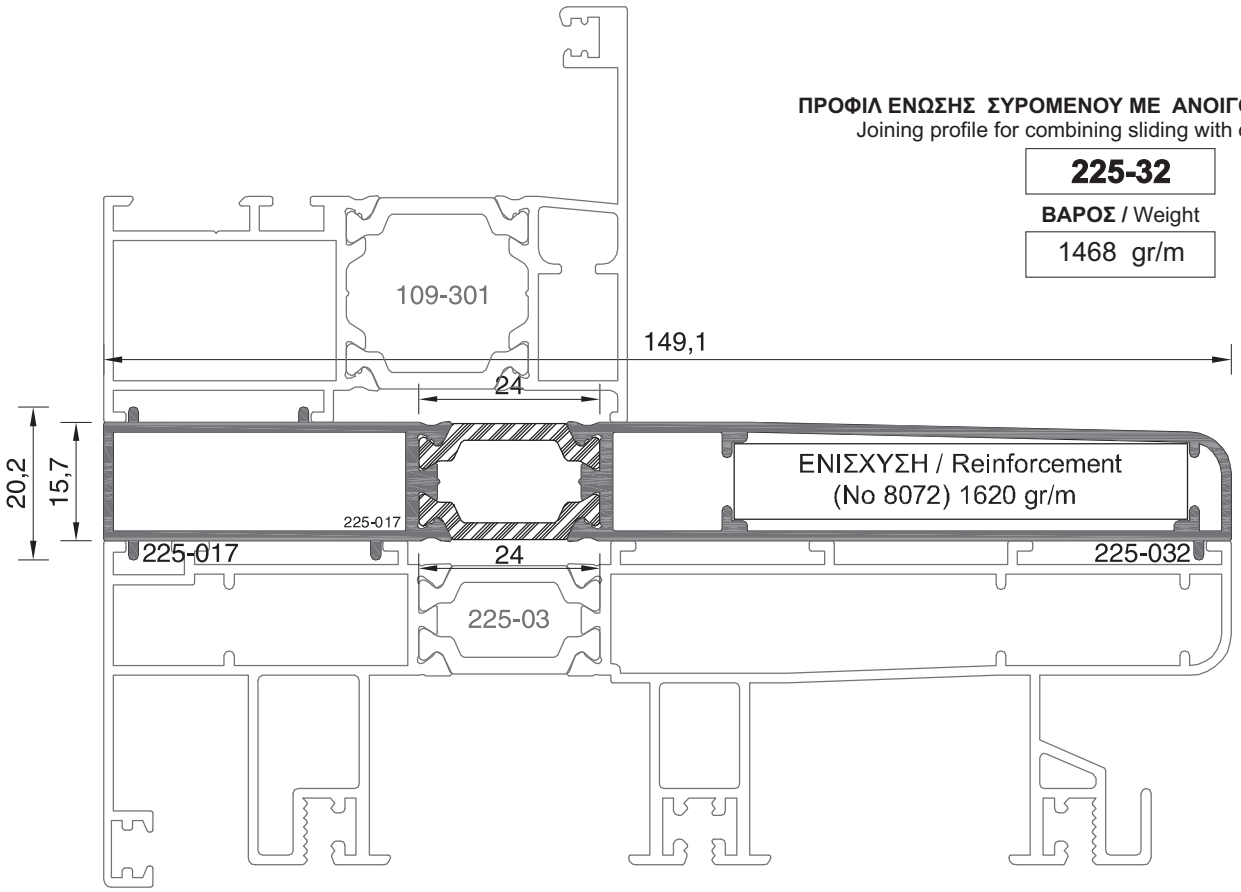


**ΠΡΟΦΙΛ ΕΝΩΣΗΣ ΟΔΗΓΟΥ ΜΕ ΟΔΗΓΟ**
Frame coupling profile

**101-166**

**ΒΑΡΟΣ** / Weight

99 gr/m

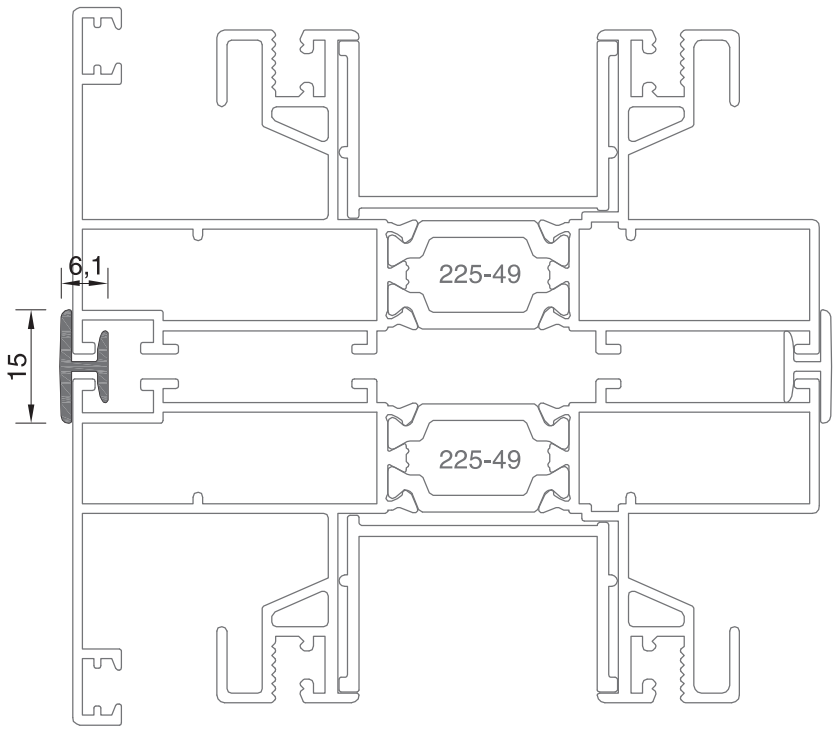


Κλίμακα / scale = 1 : 1

# ΠΡΟΦΙΛ ΓΙΑ ΚΑΤΑΣΚΕΥΗ ΣΥΡΟΜΕΝΟΥ ΜΕ ΣΤΕΝΟ ΑΓΚΙΣΤΡΟ
# PROFILES FOR SLIDE WINDOWS ASSEMBLY WITH NARROW FACE HOOK

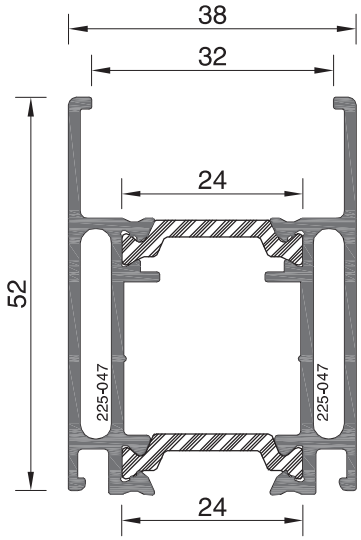


## ΝΕΟ ΠΡΟΦΙΛ
## NEW PROFILE

**ΦΥΛΛΟ**
Sash

**225-47**

**ΒΑΡΟΣ** / Weight

1141 gr/m

**ΓΩΝΙΑ ΣΥΝΔΕΣΕΩΣ**
Extruded aluminium joint corner

7000

ΣΥΝΕΡΓΑΖΕΤΑΙ ΜΕ ΤΟ ΦΥΛΛΟ 225-06Α.
Assembled with sash profile 225-06A.

## ΝΕΟ ΠΡΟΦΙΛ
## NEW PROFILE

**ΑΓΚΙΣΤΡΟ**
Hook

**225-046**

**ΒΑΡΟΣ** / Weight

377 gr/m

ΣΥΝΕΡΓΑΖΕΤΑΙ ΜΟΝΟ ΜΕ ΤΟ ΦΥΛΛΟ 225-47.
Assembled only with sash profile 225-47.

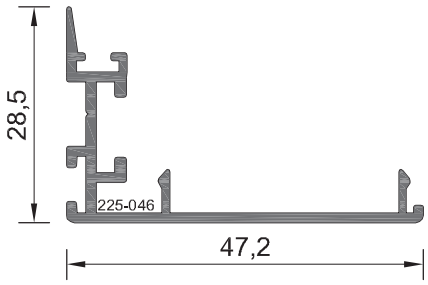


Κλίμακα / scale = 1 : 1

**ΦΥΛΛΑΡΑΚΙ ΠΑΤΖΟΥΡΙΟΥ**
Fixed louver

**305-021A**

ΒΑΡΟΣ / Weight

606 gr/m

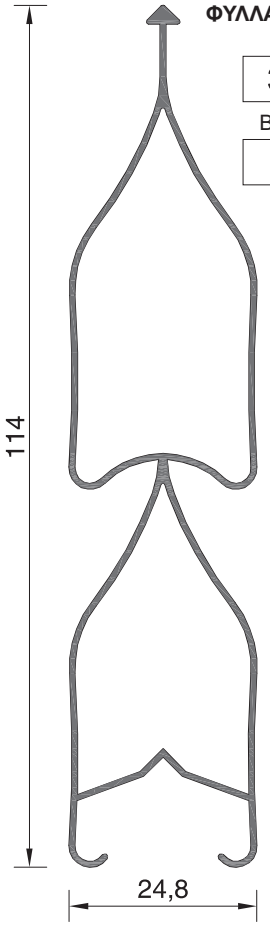


**ΦΥΛΛΑΡΑΚΙ ΠΑΤΖΟΥΡΙΟΥ**
Fixed louver

**305-022**

ΒΑΡΟΣ / Weight

592 gr/m

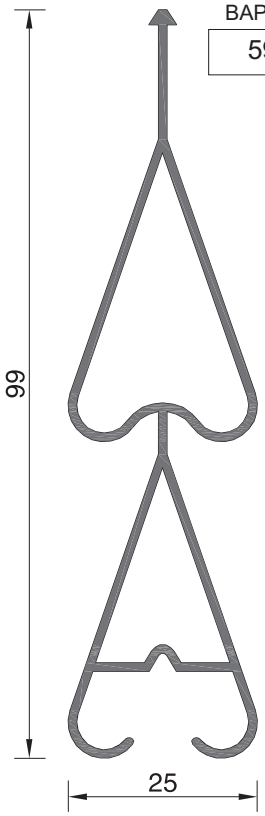


**ΦΥΛΛΑΡΑΚΙ ΠΑΤΖΟΥΡΙΟΥ**
Fixed louver

**305-023**

ΒΑΡΟΣ / Weight

491 gr/m

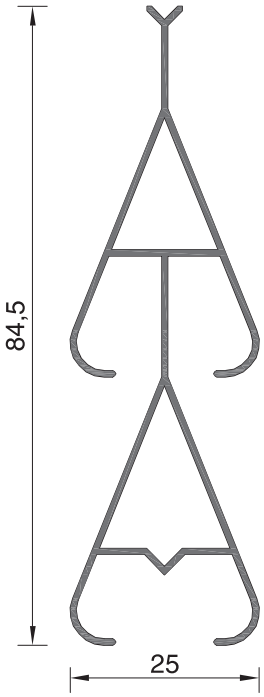


**ΦΥΛΛΑΡΑΚΙ ΠΑΤΖΟΥΡΙΟΥ**
Fixed louver

**305-024**

ΒΑΡΟΣ / Weight

363 gr/m

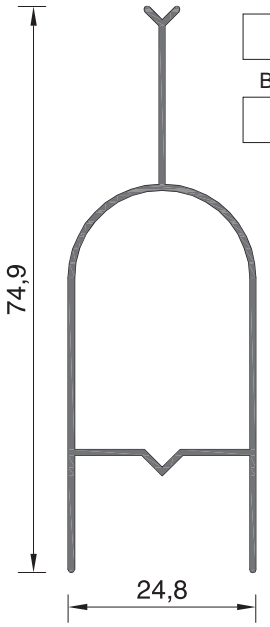


**ΦΥΛΛΑΡΑΚΙ ΠΑΤΖΟΥΡΙΟΥ**
Fixed louver

**305-028**

ΒΑΡΟΣ / Weight

408 gr/m

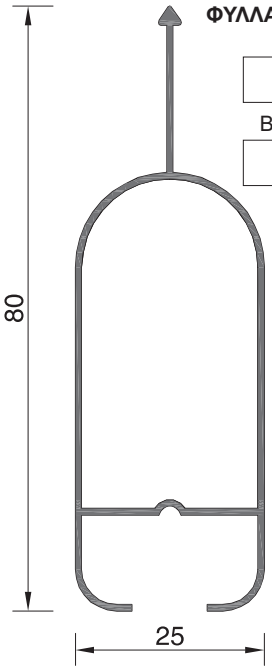


**ΦΥΛΛΑΡΑΚΙ ΠΑΤΖΟΥΡΙΟΥ "ΟΒΑΛΙΝΑ"**
Fixed louver

**EX-51**

ΒΑΡΟΣ / Weight

349 gr/m

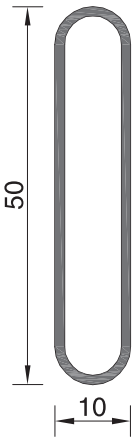


Κλίμακα / scale = 1 : 1

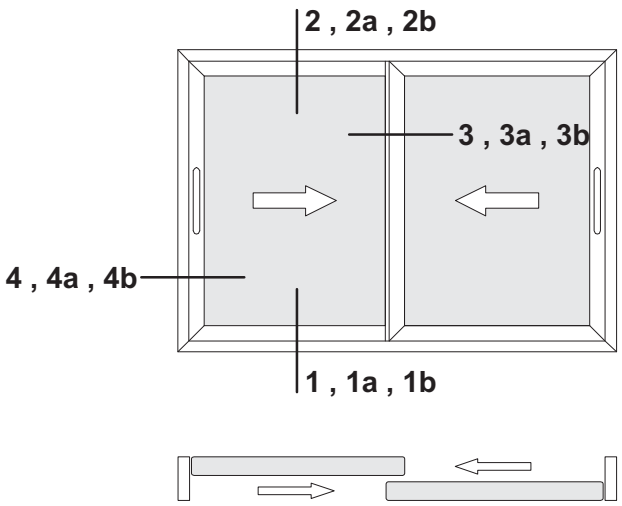




Σελίδες / Pages 23 - 25, 27 - 29, 31 - 33, 35 - 37

ΣΥΡΟΜΕΝΟ ΜΕ ΣΤΕΝΟ ΑΓΚΙΣΤΡΟ
SLIDE WINDOW WITH NARROW FASE HOOK

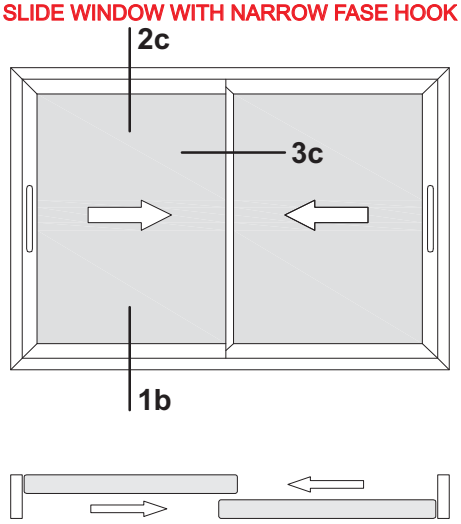




Σελίδες / Pages 26 , 30 , 34

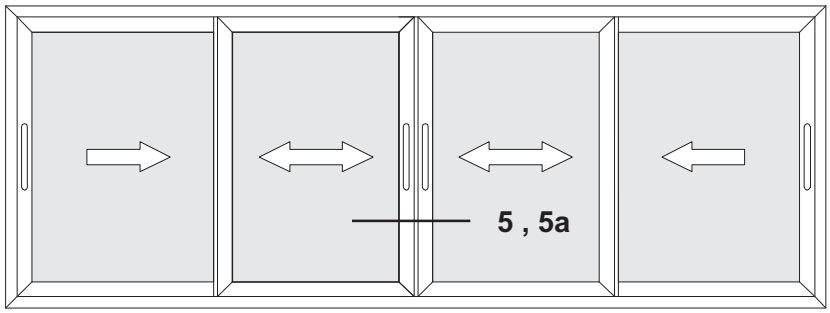




Σελίδες / Pages 38 - 39

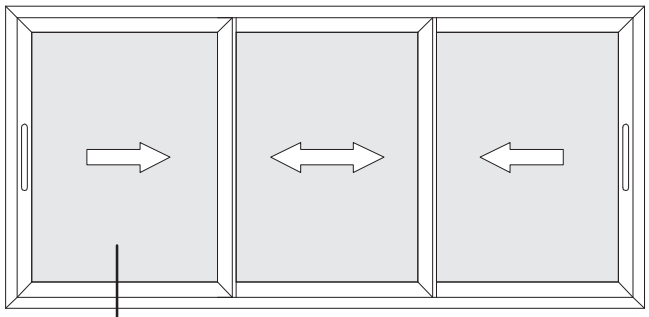


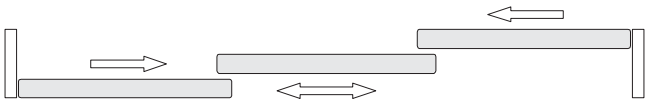

Σελίδες / Pages 40 - 41

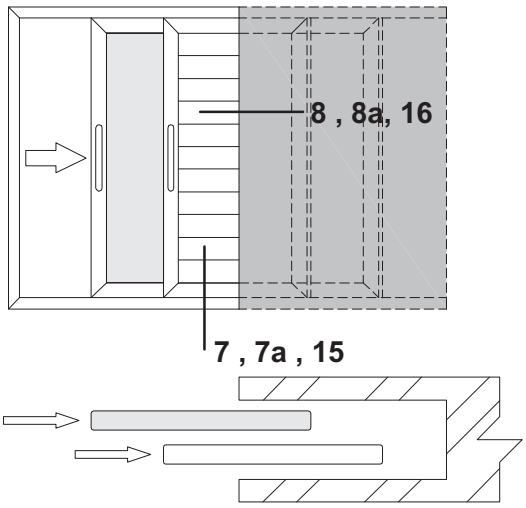


Σελίδες / Pages 42 - 45, 54 , 55

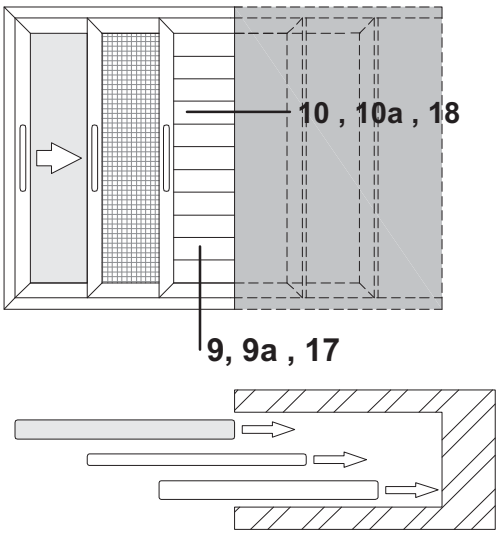


Σελίδες / Pages 46 - 49, 56 - 57

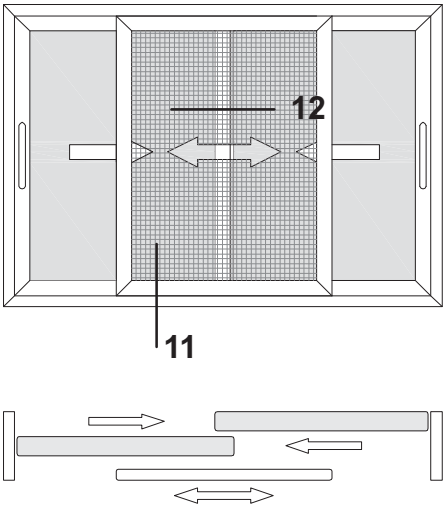


Σελίδες / Pages 50 , 51

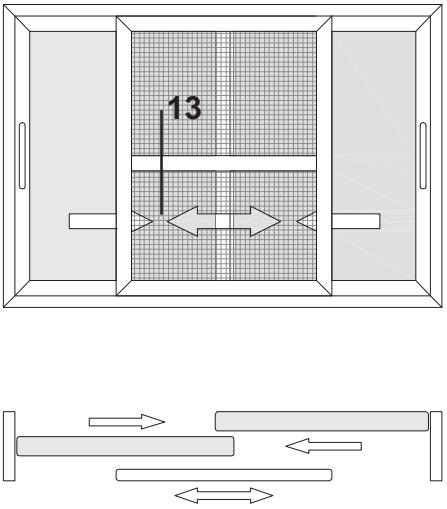


Σελίδα / Page 52

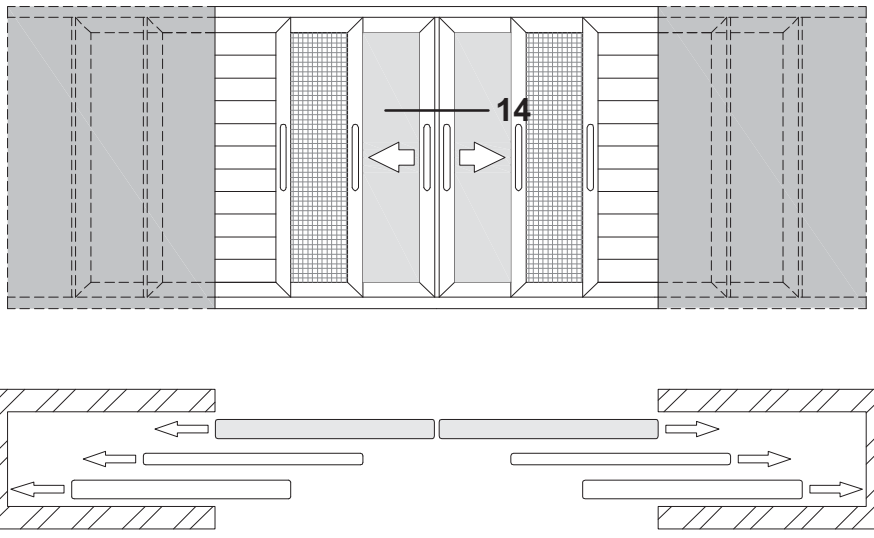


Σελίδα / Page 53

## ΠΑΡΑΘΥΡΟ ΔΙΦΥΛΛΟ ΕΠΑΛΛΗΛΟ
## DOUBLE-SASH WINDOW ON DOUBLE RAIL

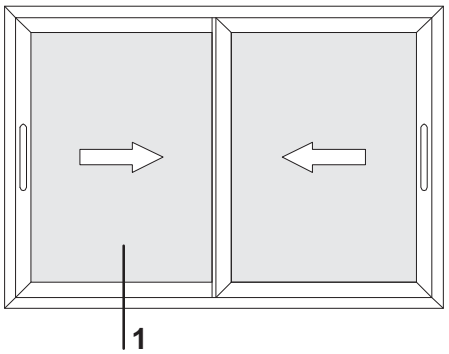


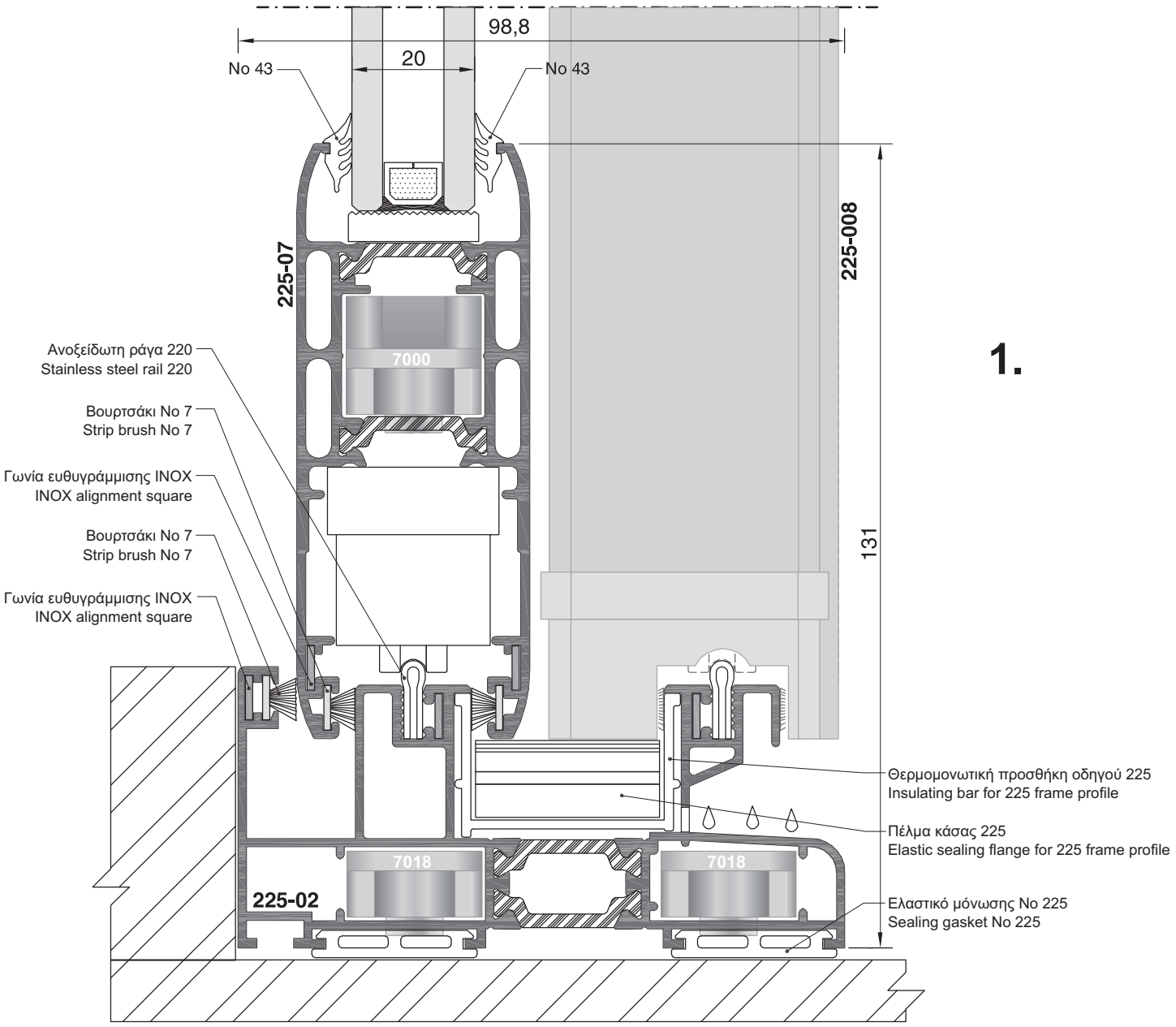


**1.**

Κλίμακα / scale = 1 : 1

## ΠΑΡΑΘΥΡΟ ΔΙΦΥΛΛΟ ΕΠΑΛΛΗΛΟ
## DOUBLE-SASH WINDOW ON DOUBLE RAIL

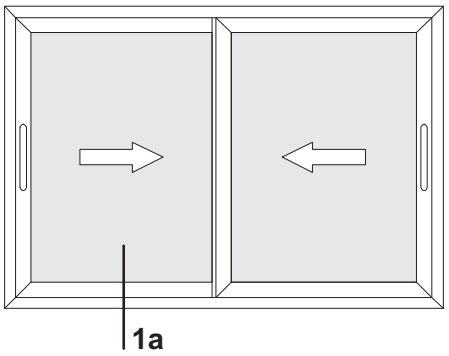


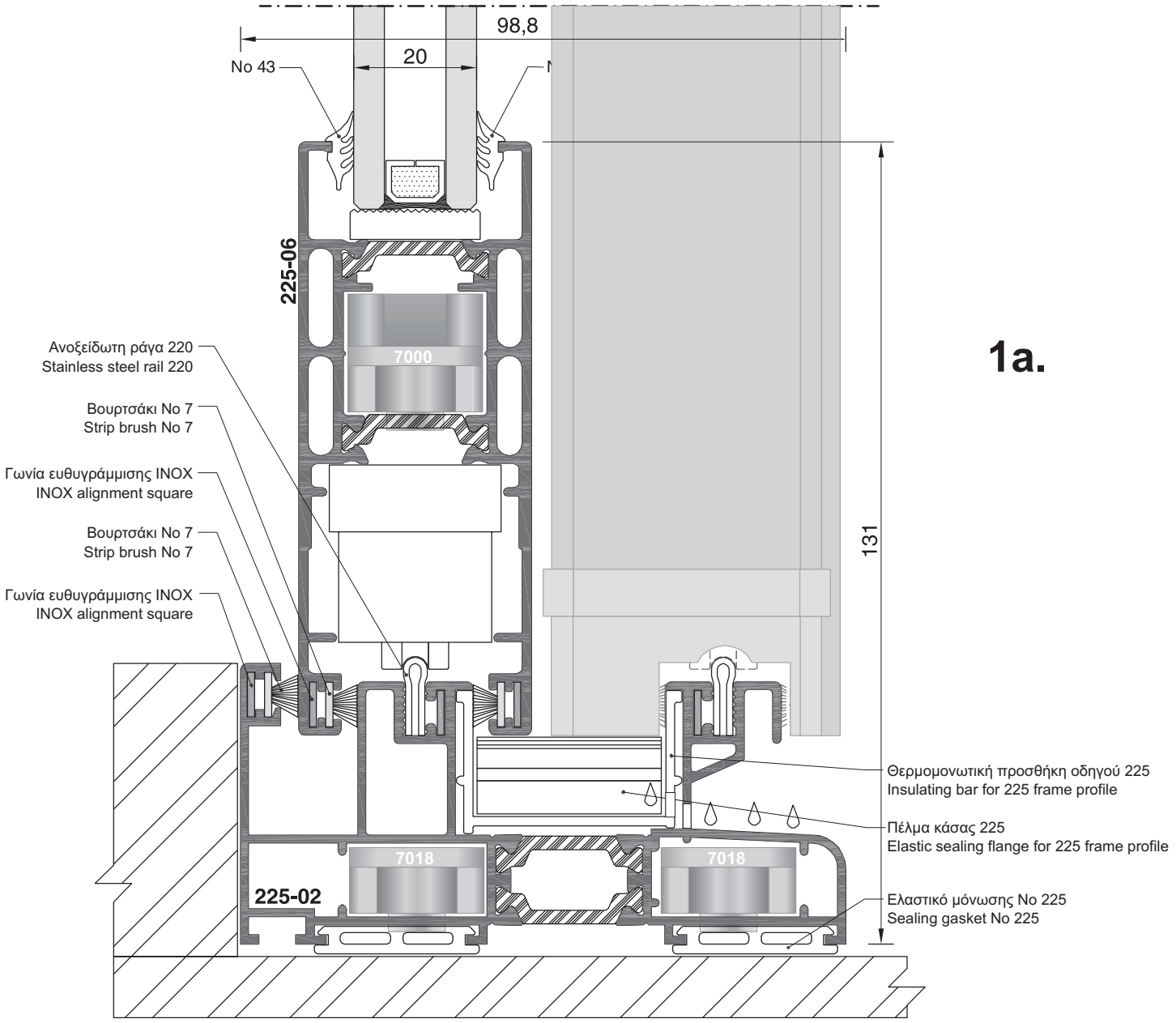


**1a.**

Κλίμακα / scale = 1 : 1

## ΠΑΡΑΘΥΡΟ ΔΙΦΥΛΛΟ ΕΠΑΛΛΗΛΟ
## DOUBLE-SASH WINDOW ON DOUBLE RAIL

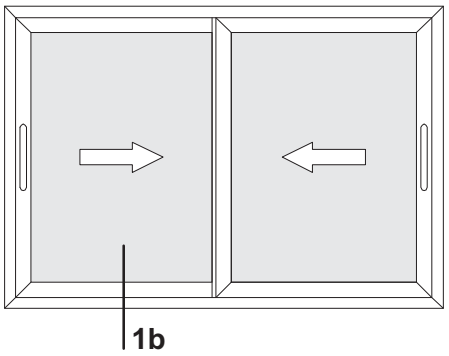


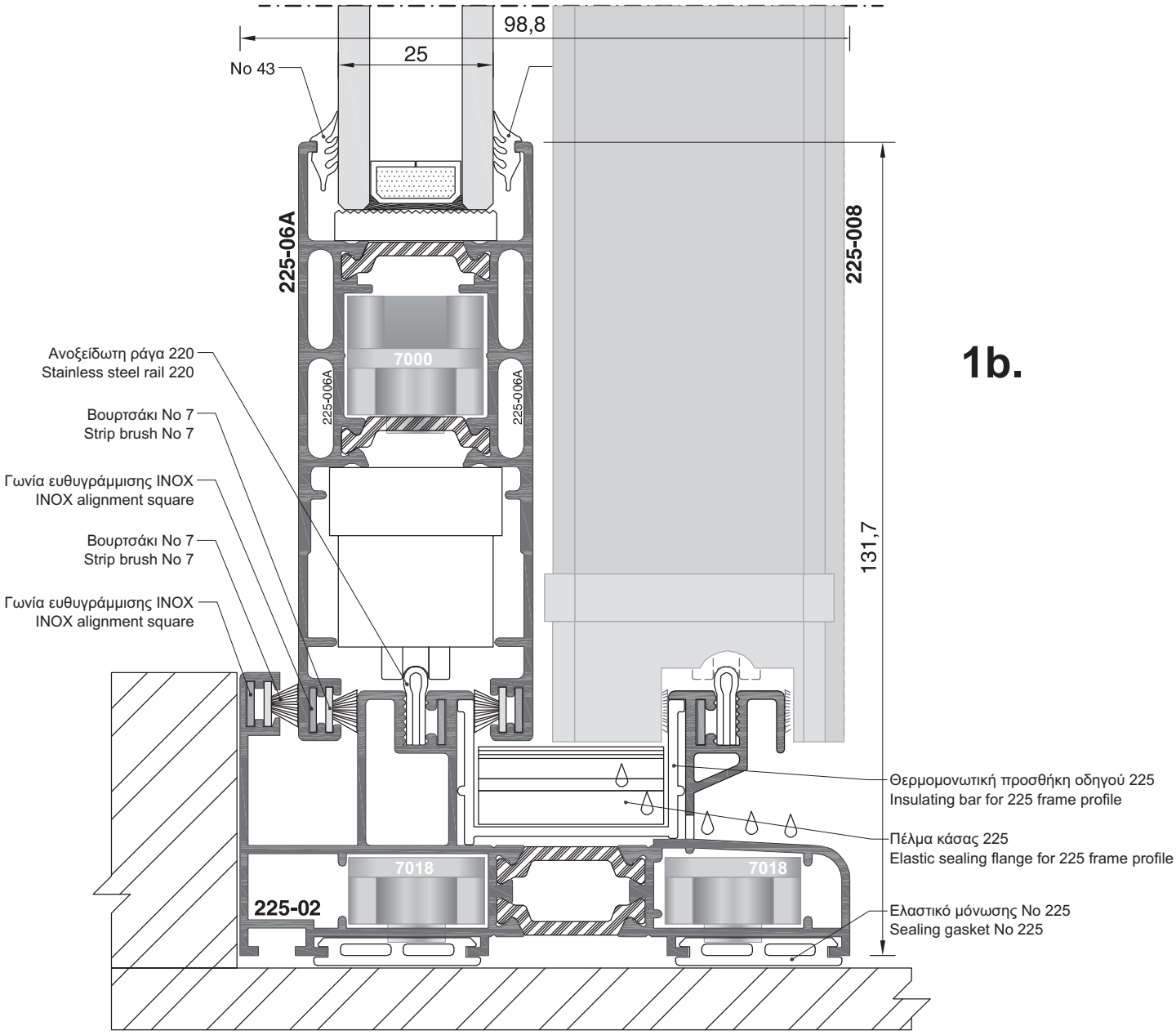


**1b.**

Κλίμακα / scale = 1 : 1

## ΣΥΡΟΜΕΝΟ ΜΕ ΣΤΕΝΟ ΑΓΚΙΣΤΡΟ
## SLIDE WINDOW WITH NARROW FASE HOOK

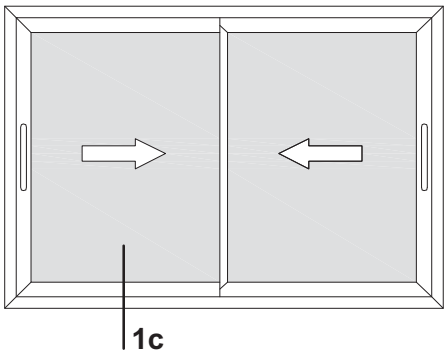


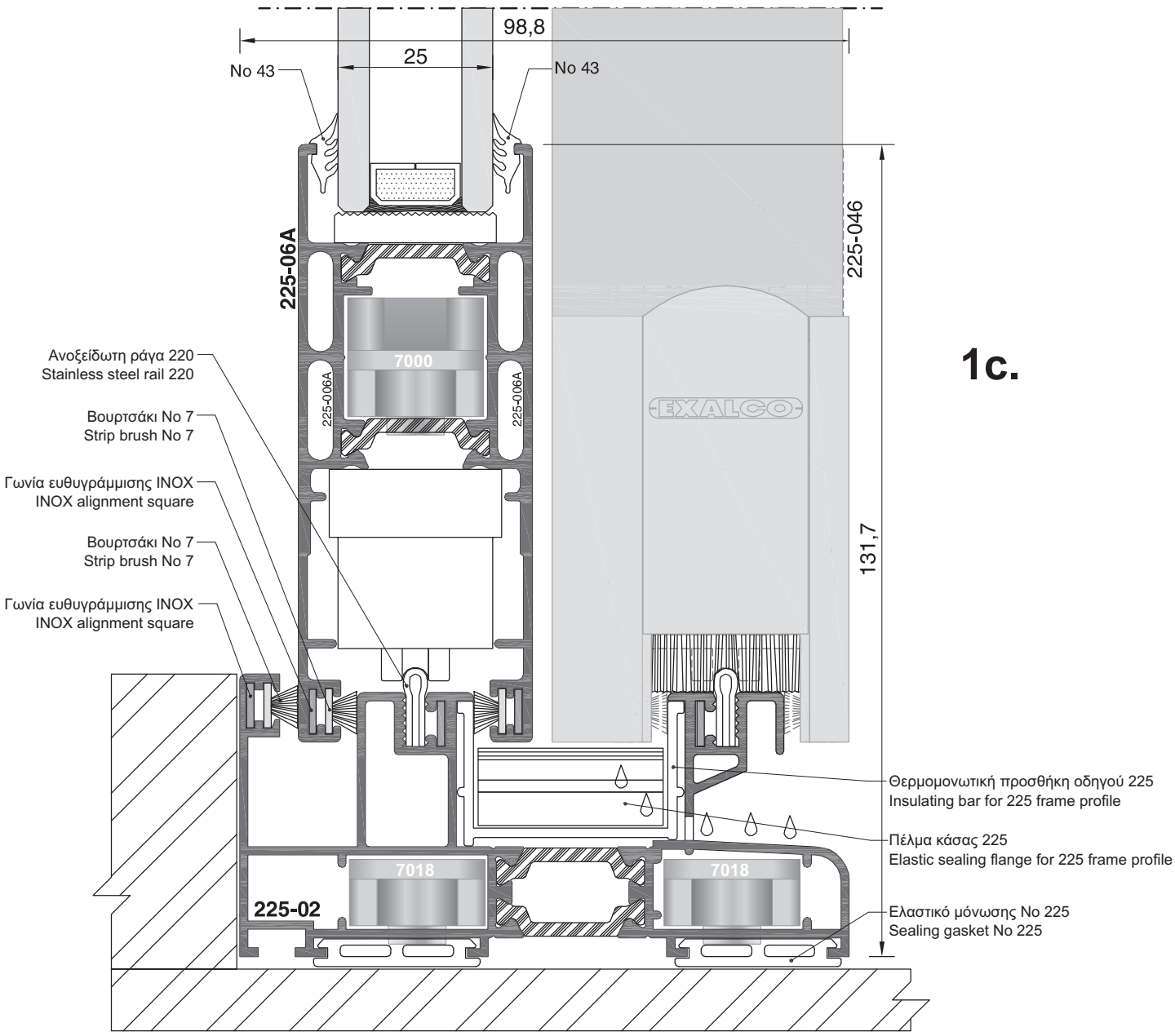


**1c.**

Κλίμακα / scale = 1 : 1

## ΠΑΡΑΘΥΡΟ ΔΙΦΥΛΛΟ ΕΠΑΛΛΗΛΟ
## DOUBLE-SASH WINDOW ON DOUBLE RAIL

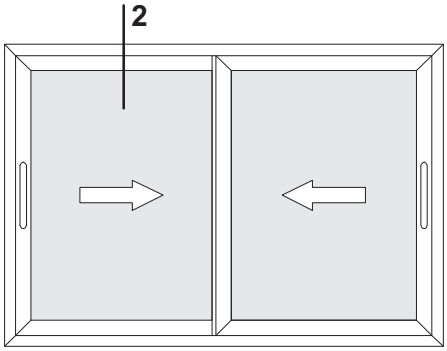


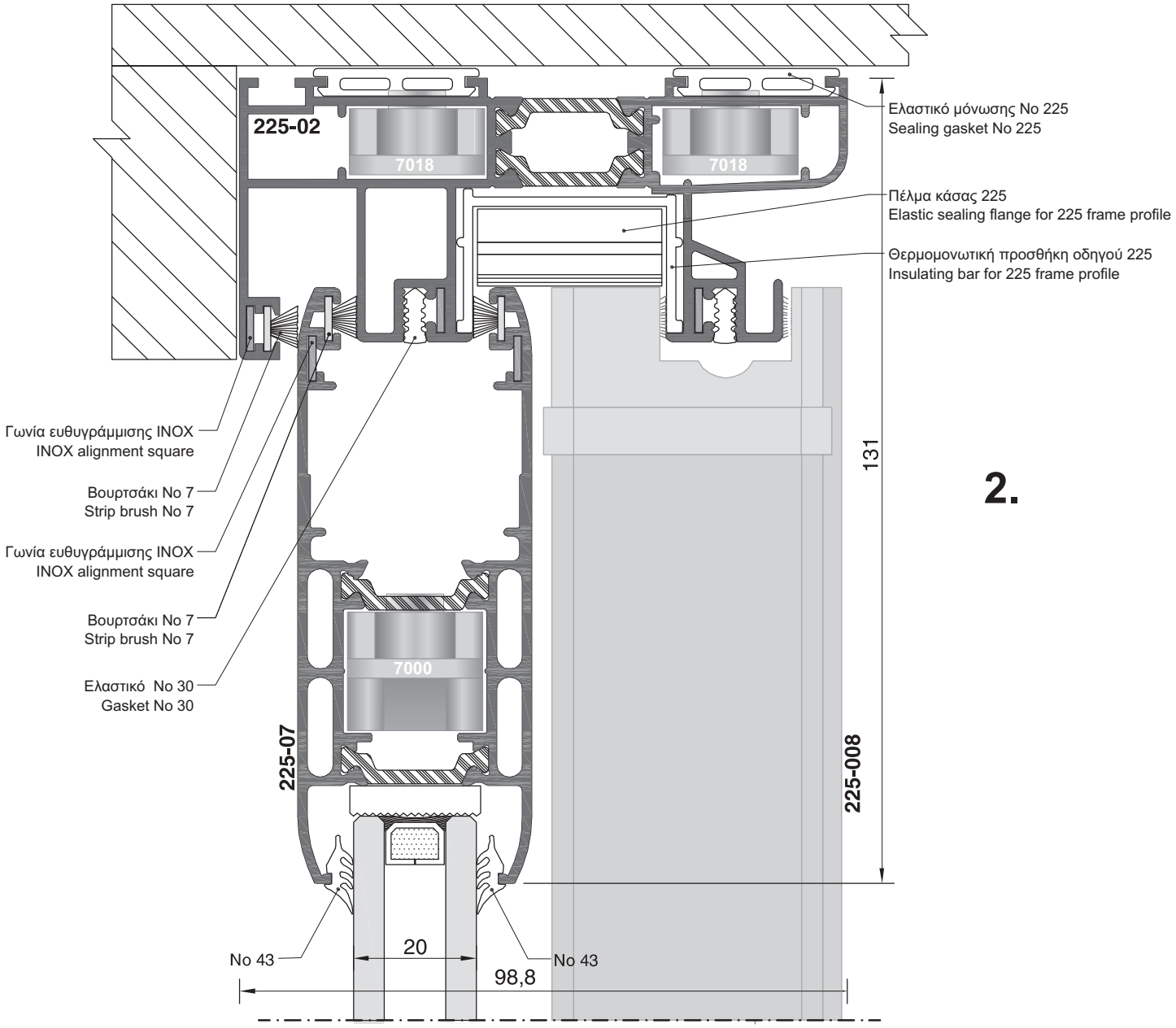


**2.**

Κλίμακα / scale = 1 : 1

## ΠΑΡΑΘΥΡΟ ΔΙΦΥΛΛΟ ΕΠΑΛΛΗΛΟ
## DOUBLE-SASH WINDOW ON DOUBLE RAIL

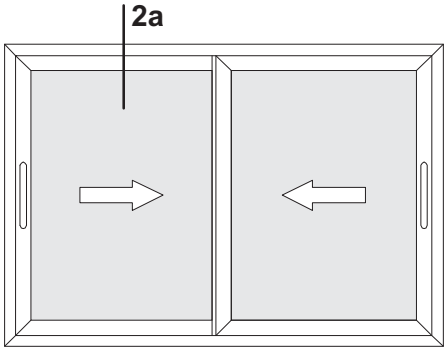


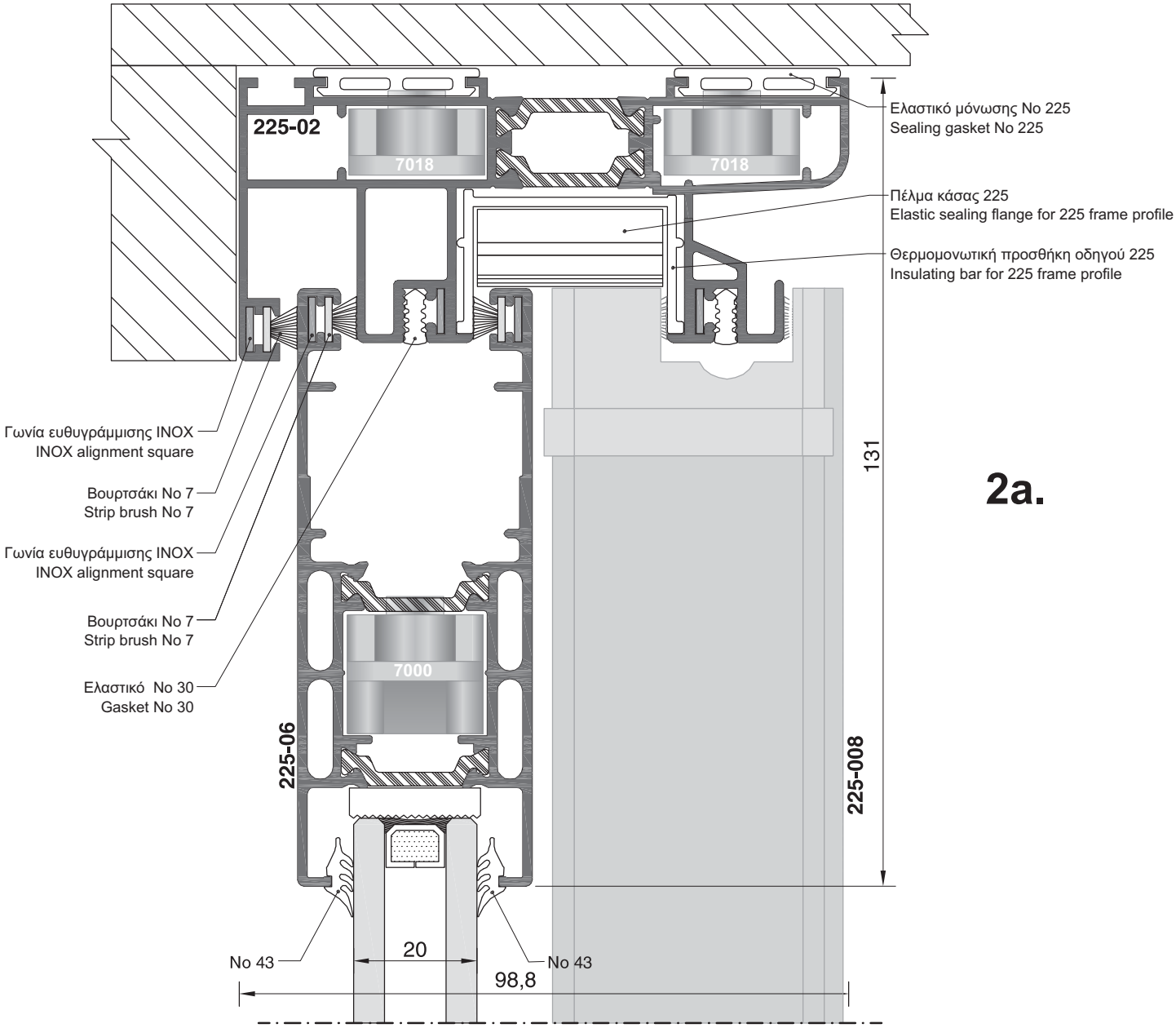


**2a.**

Κλίμακα / scale = 1 : 1

## ΠΑΡΑΘΥΡΟ ΔΙΦΥΛΛΟ ΕΠΑΛΛΗΛΟ
## DOUBLE-SASH WINDOW ON DOUBLE RAIL

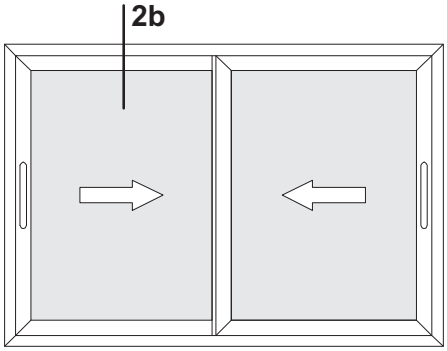


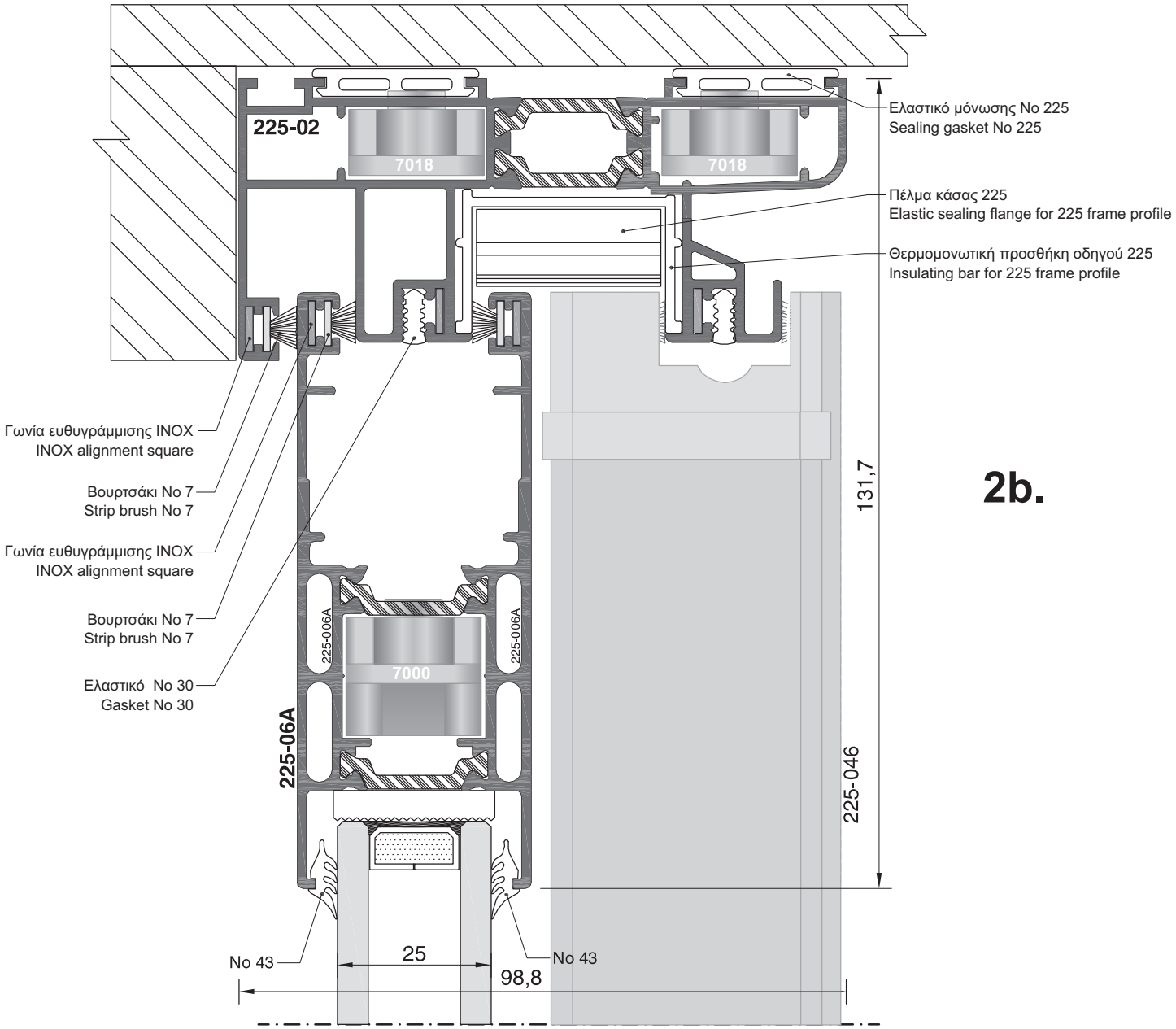


**2b.**

Κλίμακα / scale = 1 : 1

## ΣΥΡΟΜΕΝΟ ΜΕ ΣΤΕΝΟ ΑΓΚΙΣΤΡΟ
## SLIDE WINDOW WITH NARROW FASE HOOK

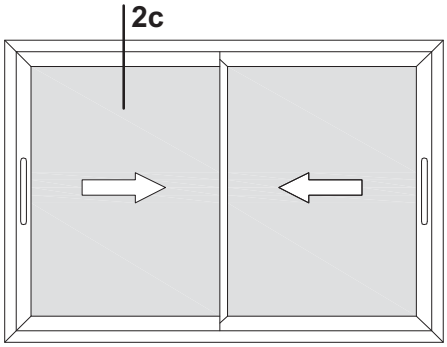


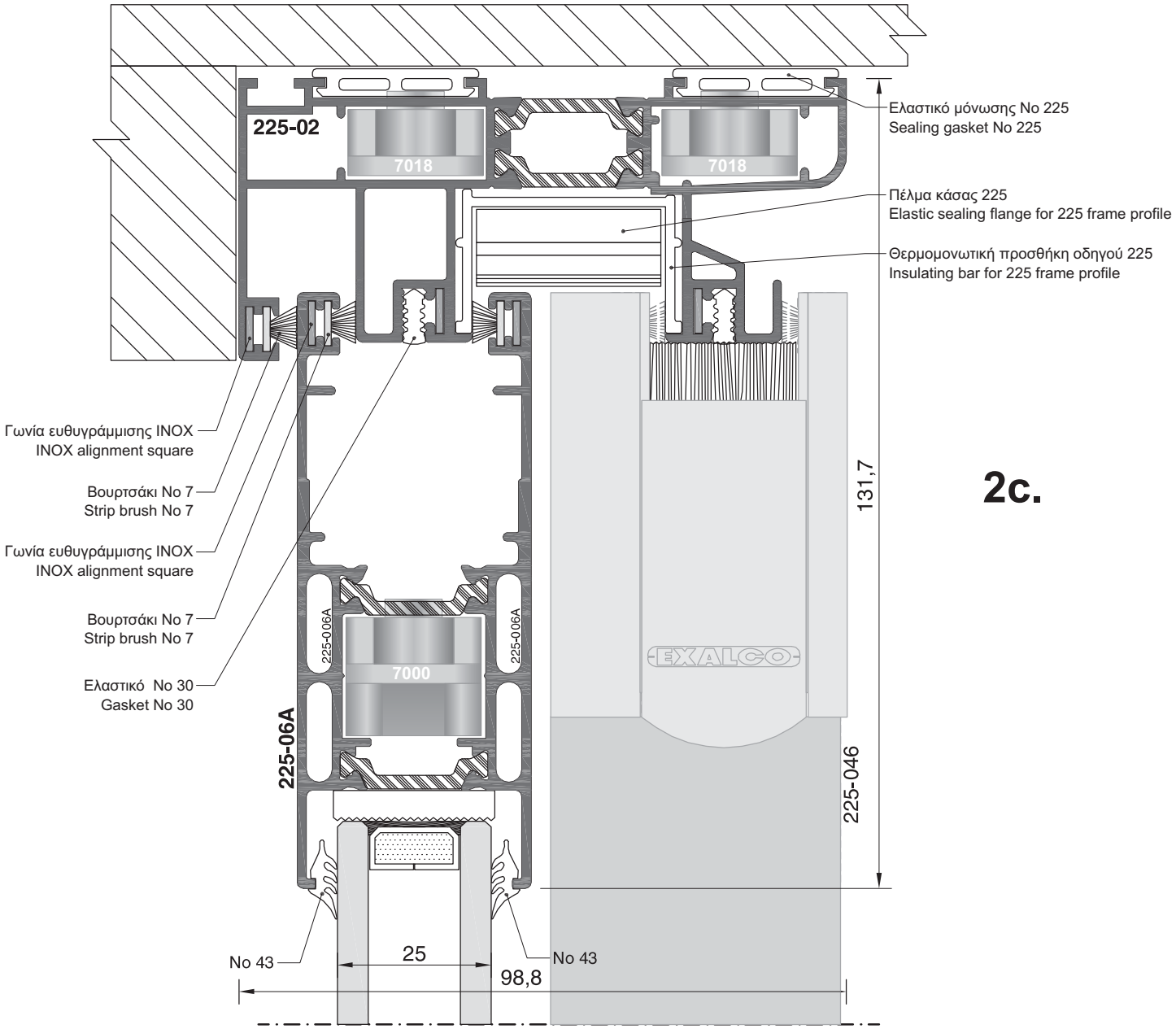


**2c.**

Κλίμακα / scale = 1 : 1

## ΠΑΡΑΘΥΡΟ ΔΙΦΥΛΛΟ ΕΠΑΛΛΗΛΟ
## DOUBLE-SASH WINDOW ON DOUBLE RAIL

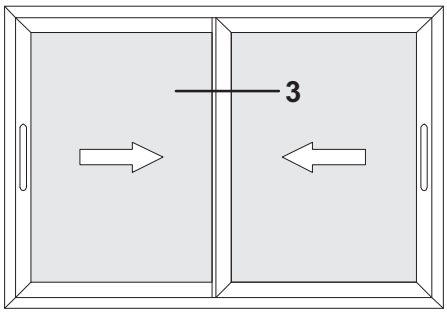


# 3.

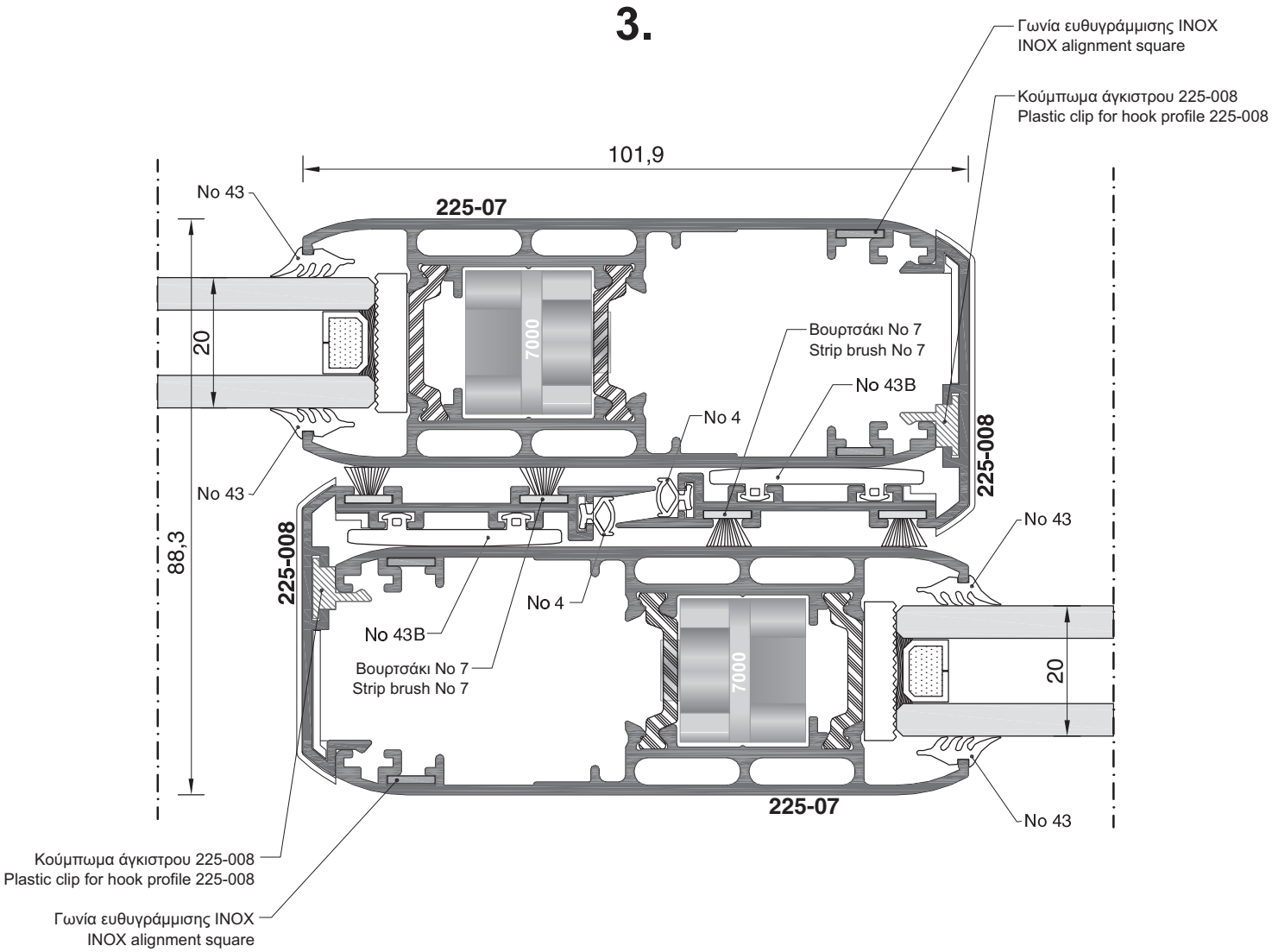


Κλίμακα / scale = 1 : 1

## ΠΑΡΑΘΥΡΟ ΔΙΦΥΛΛΟ ΕΠΑΛΛΗΛΟ
## DOUBLE-SASH WINDOW ON DOUBLE RAIL

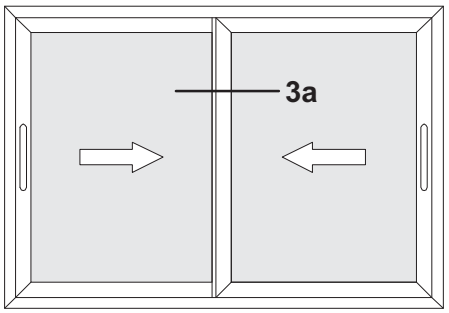


# 3a.

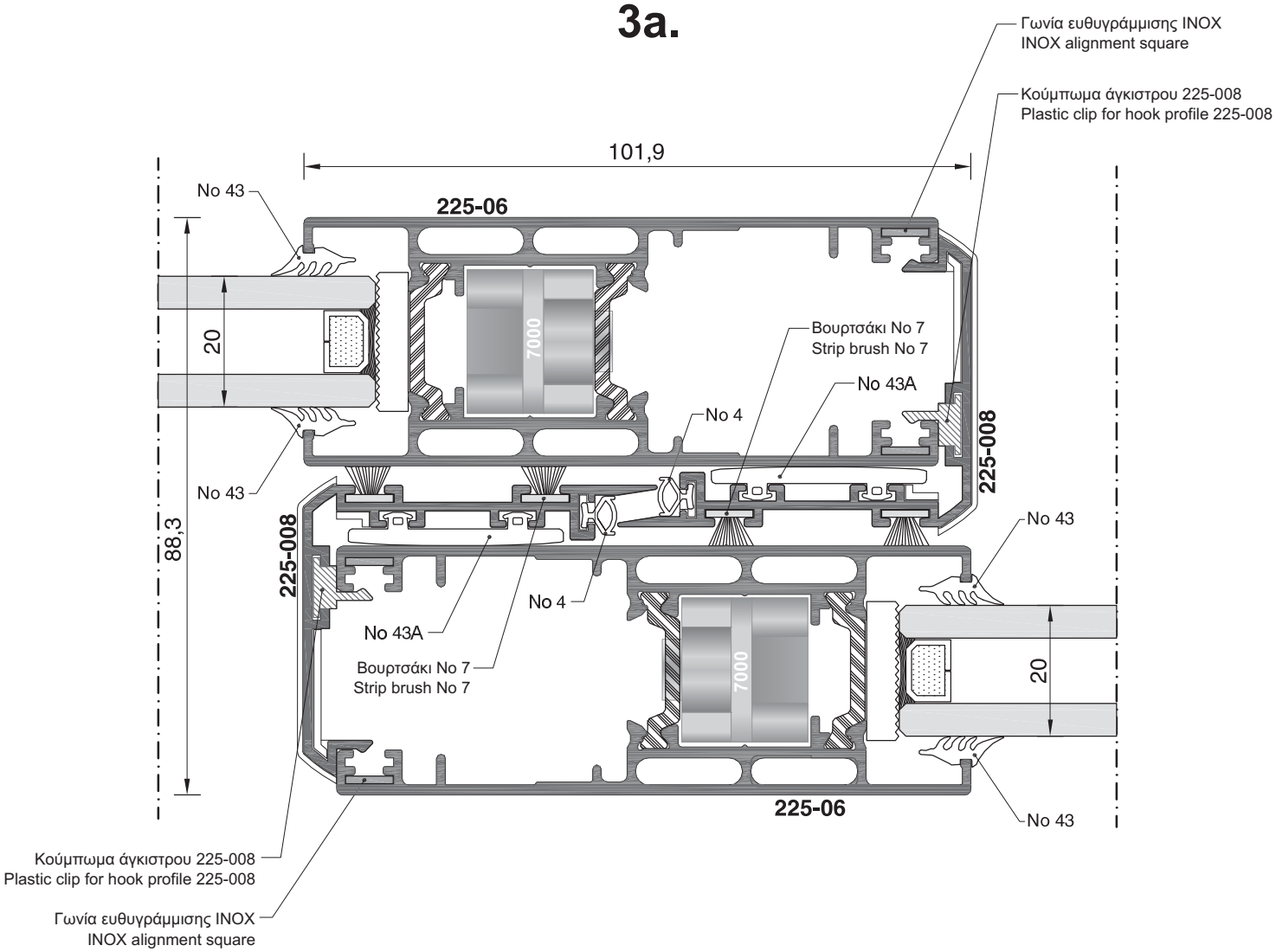


Κλίμακα / scale = 1 : 1

## ΠΑΡΑΘΥΡΟ ΔΙΦΥΛΛΟ ΕΠΑΛΛΗΛΟ
## DOUBLE-SASH WINDOW ON DOUBLE RAIL

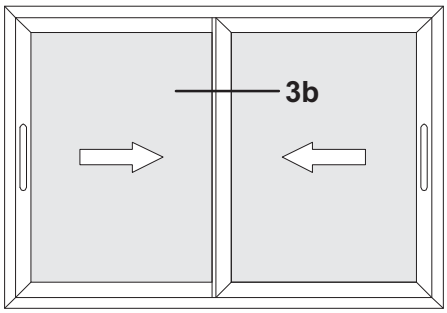


# 3b.

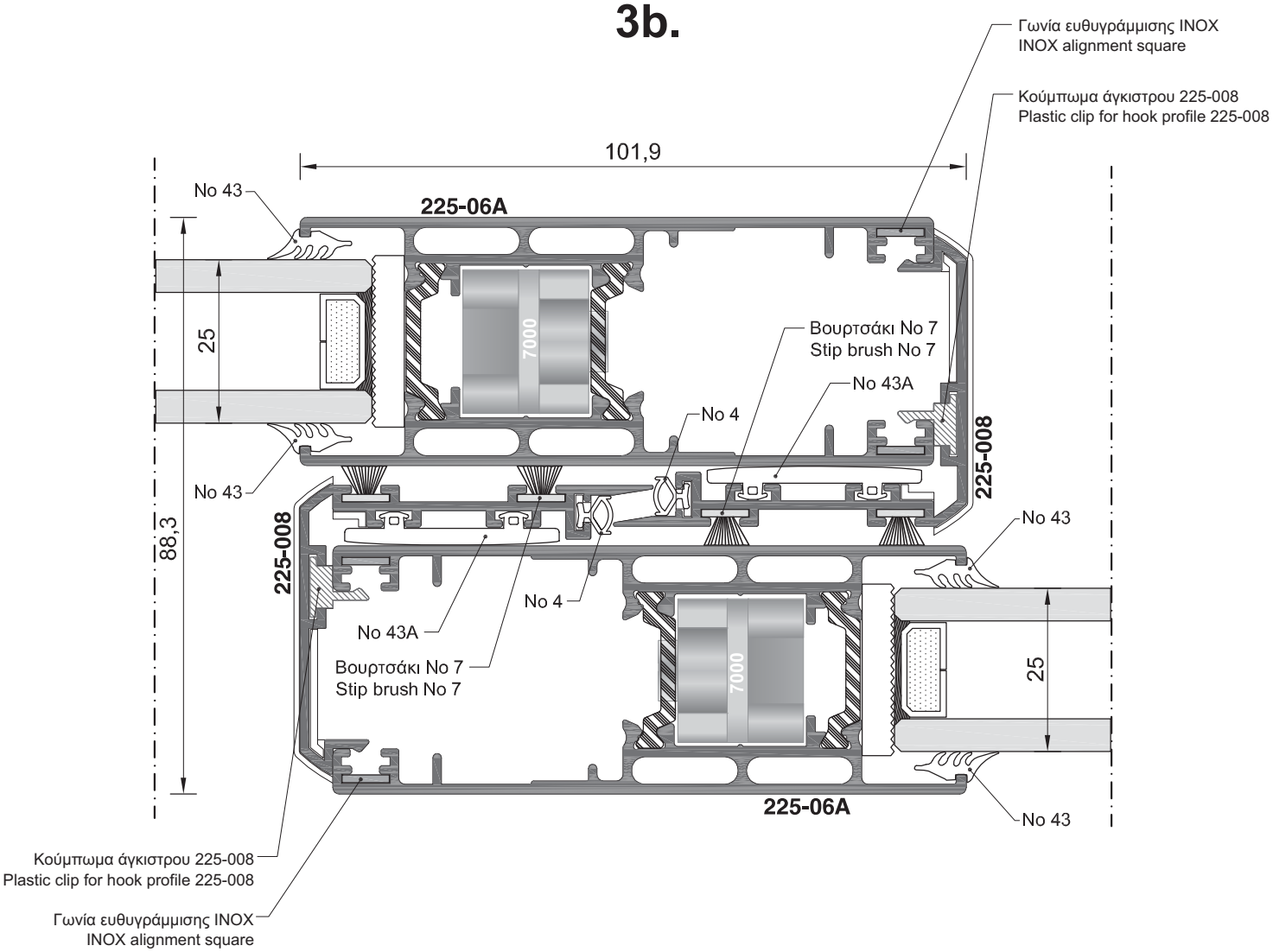


Κλίμακα / scale = 1 : 1

## ΣΥΡΟΜΕΝΟ ΜΕ ΣΤΕΝΟ ΑΓΚΙΣΤΡΟ
## SLIDE WINDOW WITH NARROW FASE HOOK

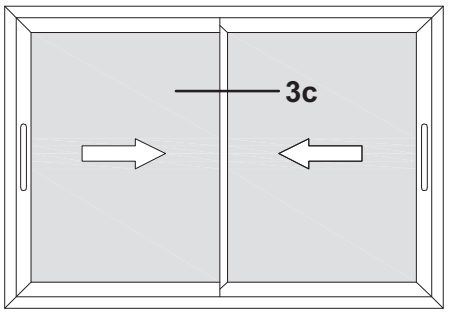


# 3c.

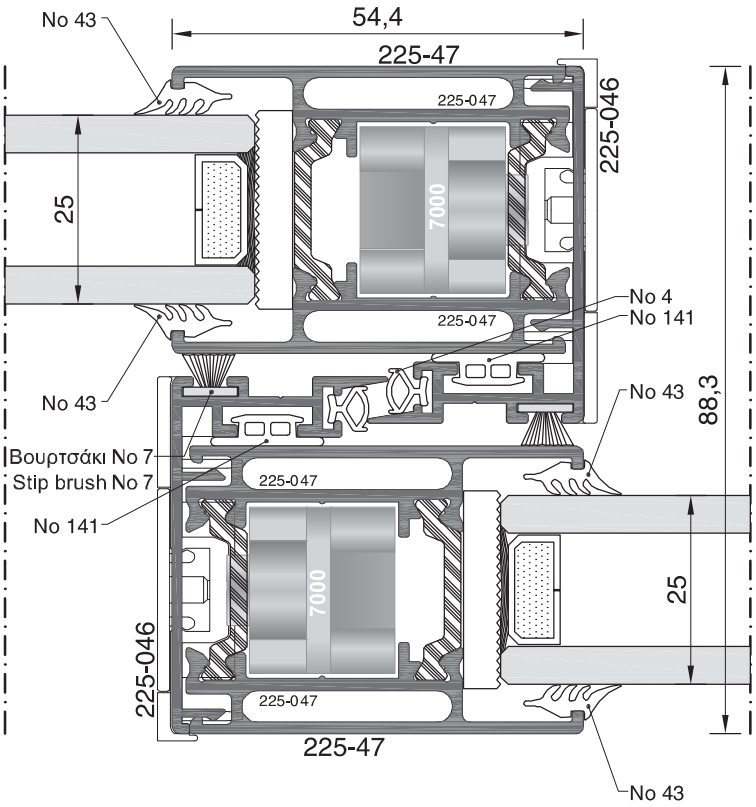


Κλίμακα / scale = 1 : 1

## ΠΑΡΑΘΥΡΟ ΔΙΦΥΛΛΟ ΕΠΑΛΛΗΛΟ
## DOUBLE-SASH WINDOW ON DOUBLE RAIL

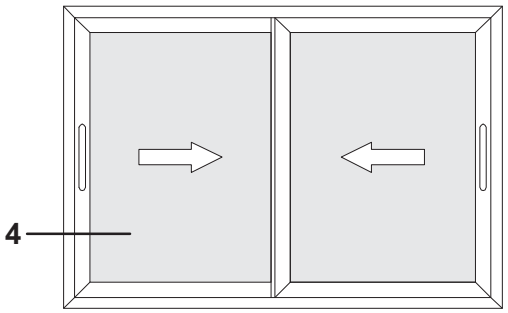


**4.**

Ελαστικό μόνωσης No 225
Sealing gasket No 225

Βουρτσάκι No 7
Stip brush No 7

225-02

No 30

7018

225-07

98,8

Μονωτική προσθήκη οδηγού 225
Insulating bar for 225 frame profile

No 43

7018

7000

20

No 30

225-07

No 43

131

Βουρτσάκι No 7
Stip brush No 7

Γωνία ευθυγράμμισης INOX
INOX alignment square

Στόπερ αμορτισέρ 225
Damping stopper 225

Κλίμακα / scale = 1 : 1

## ΠΑΡΑΘΥΡΟ ΔΙΦΥΛΛΟ ΕΠΑΛΛΗΛΟ
## DOUBLE-SASH WINDOW ON DOUBLE RAIL

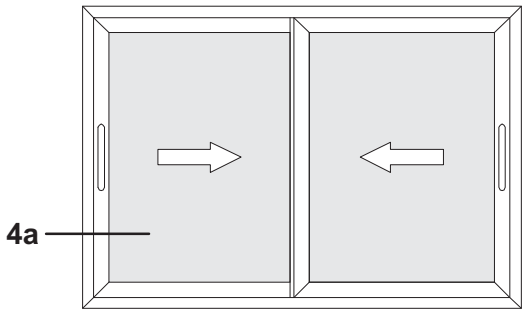


# 4a.

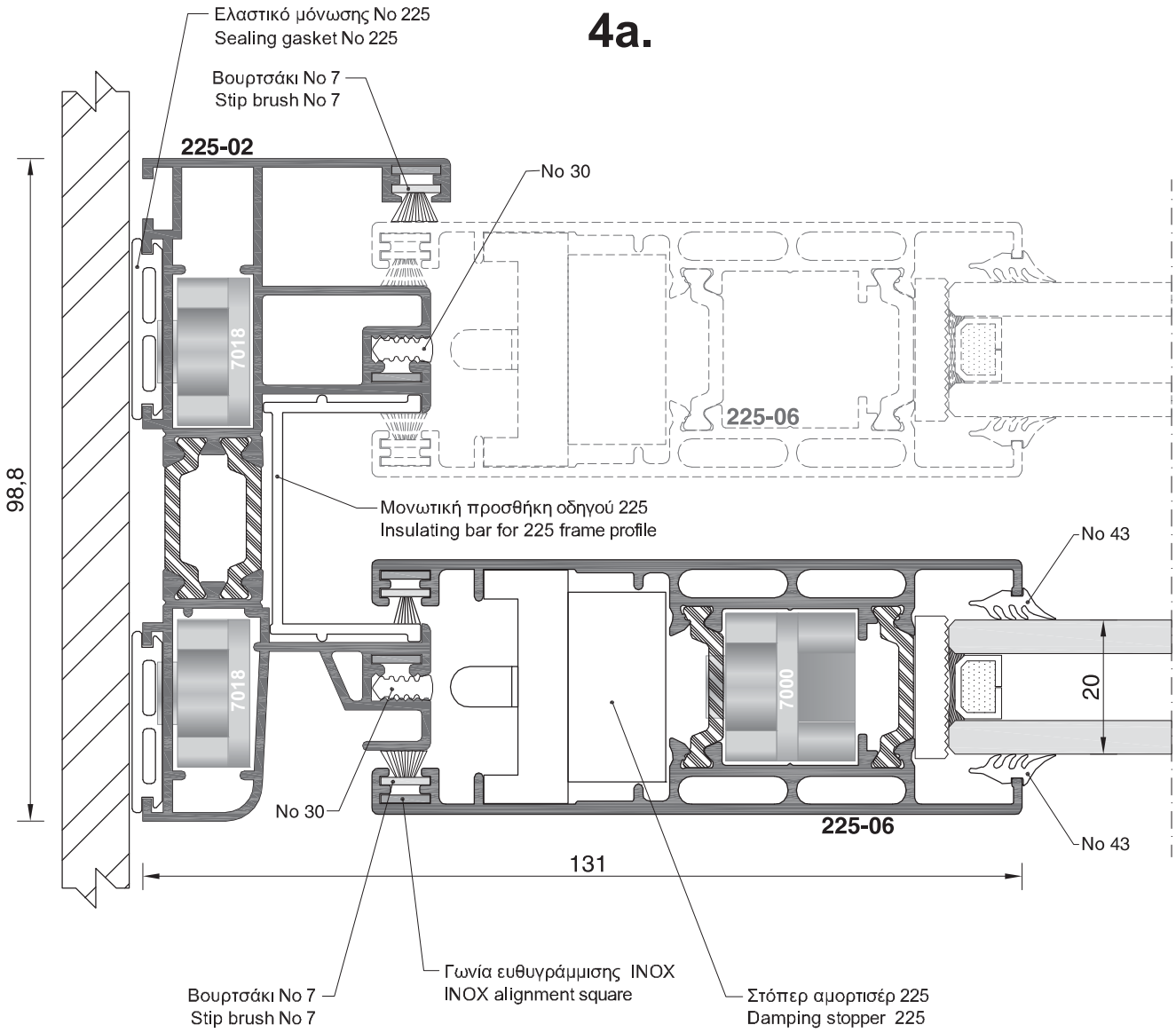


Κλίμακα / scale = 1 : 1

## ΠΑΡΑΘΥΡΟ ΔΙΦΥΛΛΟ ΕΠΑΛΛΗΛΟ
## DOUBLE-SASH WINDOW ON DOUBLE RAIL

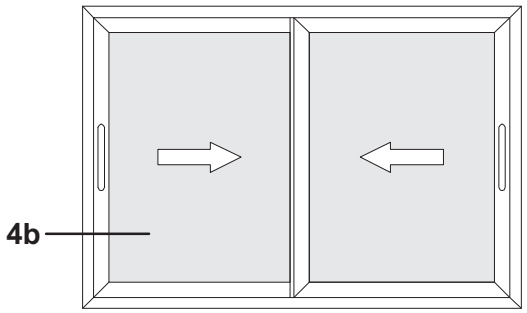


# 4b.

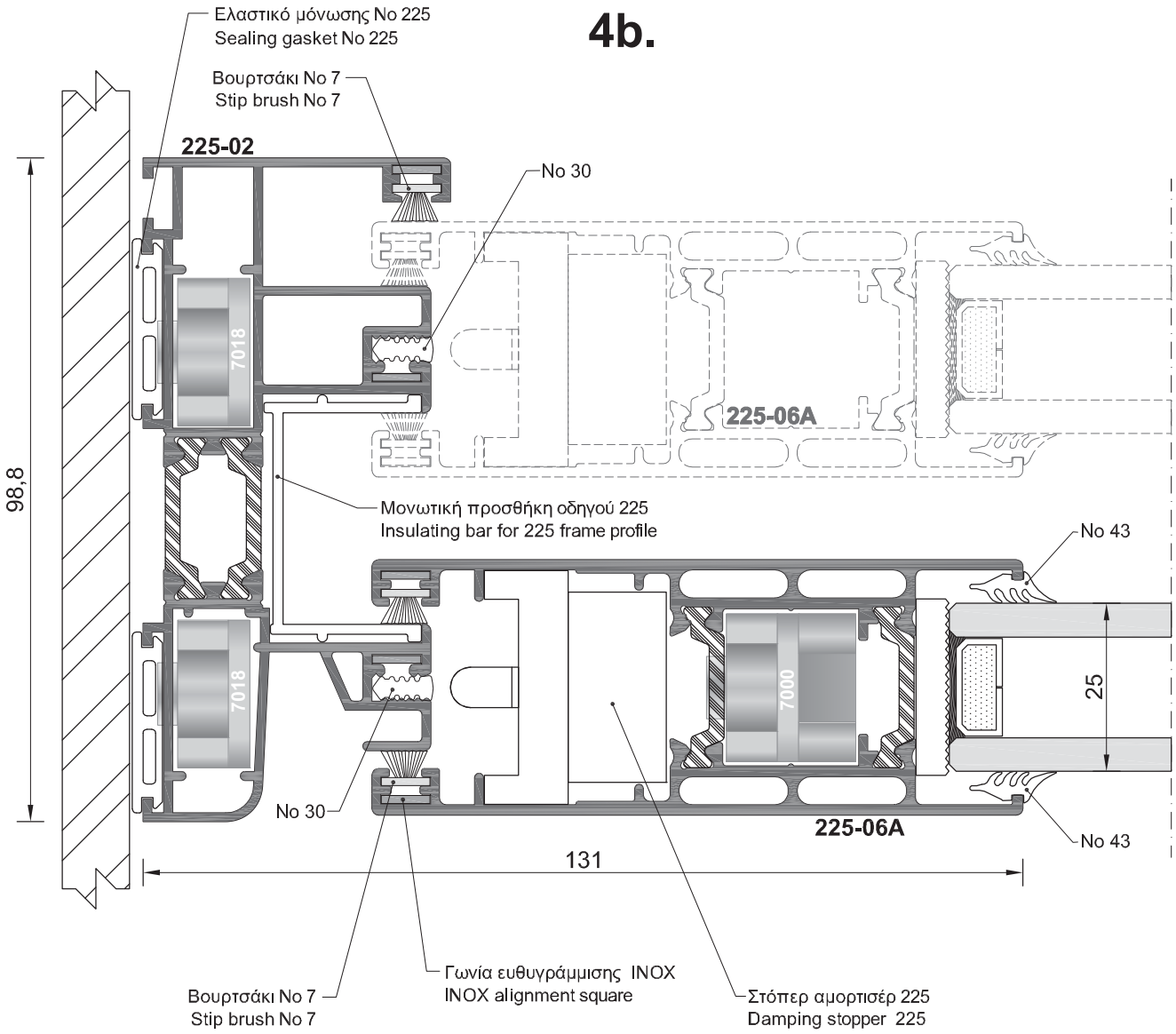


Κλίμακα / scale = 1 : 1

## ΠΑΡΑΘΥΡΟ ΤΕΤΡΑΦΥΛΛΟ ΕΠΑΛΛΗΛΟ
## FOUR-SASH WINDOW ON DOUBLE RAIL

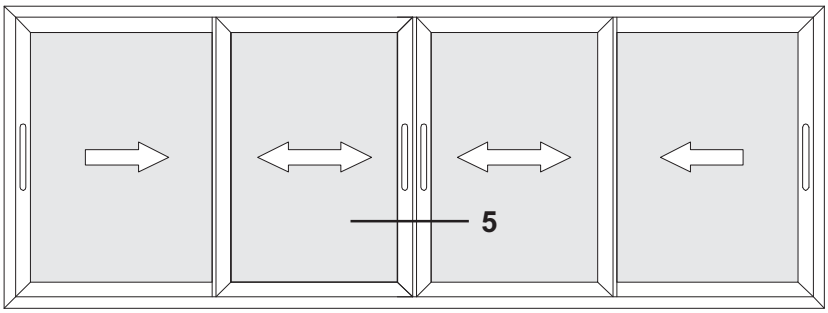


# 5.

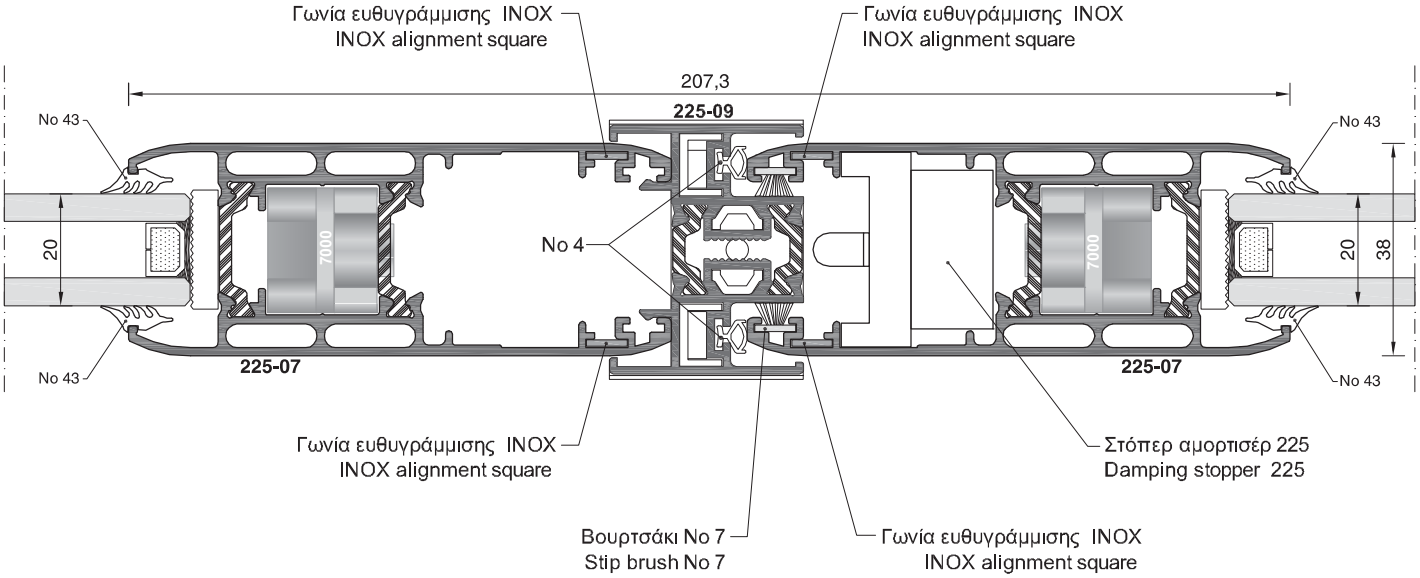


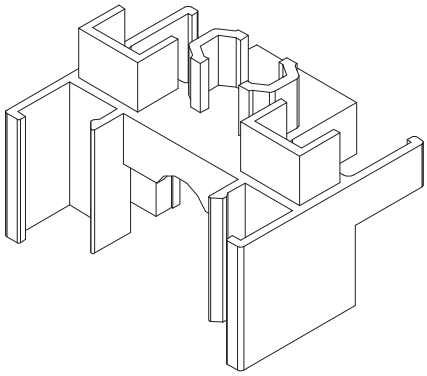

**Τάπα για μπινί φιλητού 225-09(ΚΩΔ.5858)**
Rabbet seal plug 225-09 (code: 5858)

Κλίμακα / scale = free

## ΠΑΡΑΘΥΡΟ ΤΕΤΡΑΦΥΛΛΟ ΕΠΑΛΛΗΛΟ
## FOUR-SASH WINDOW ON DOUBLE RAIL

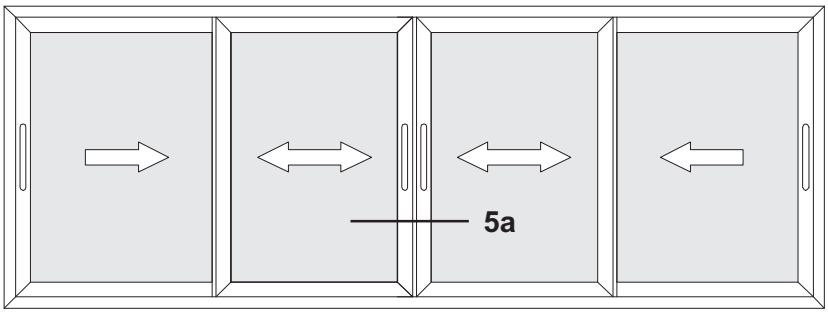


# 5a.

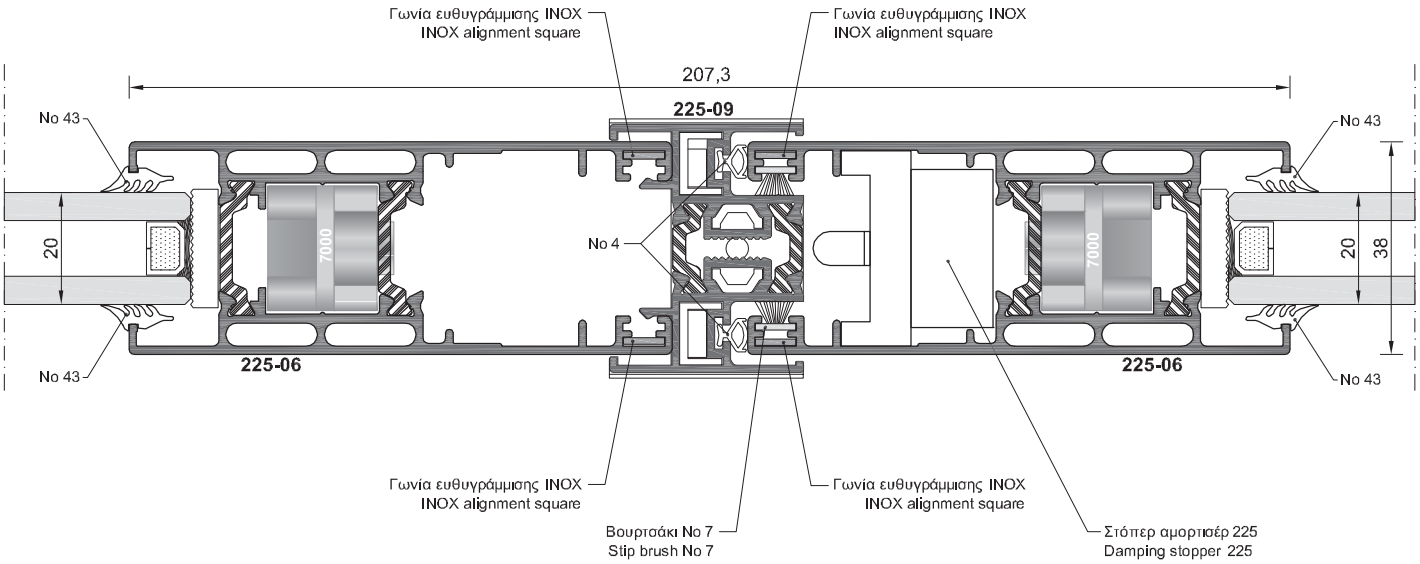


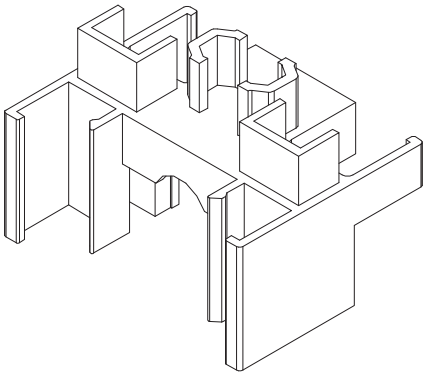

**Τάπα για μπινί φιλητού 225-09 (ΚΩΔ.5858)**
Rabbet seal plug 225-09 (code: 5858)

Κλίμακα / scale = free

**ΠΑΡΑΘΥΡΟ ΤΡΙΦΥΛΛΟ ΕΠΑΛΛΗΛΟ**
**TRIPLE-SASH WINDOW ON TRIPLE RAIL**

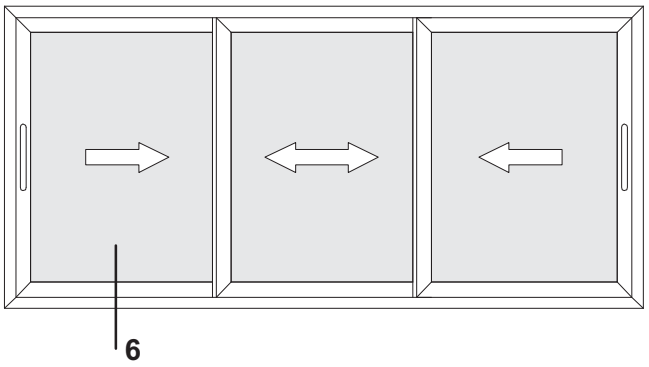


# 6.

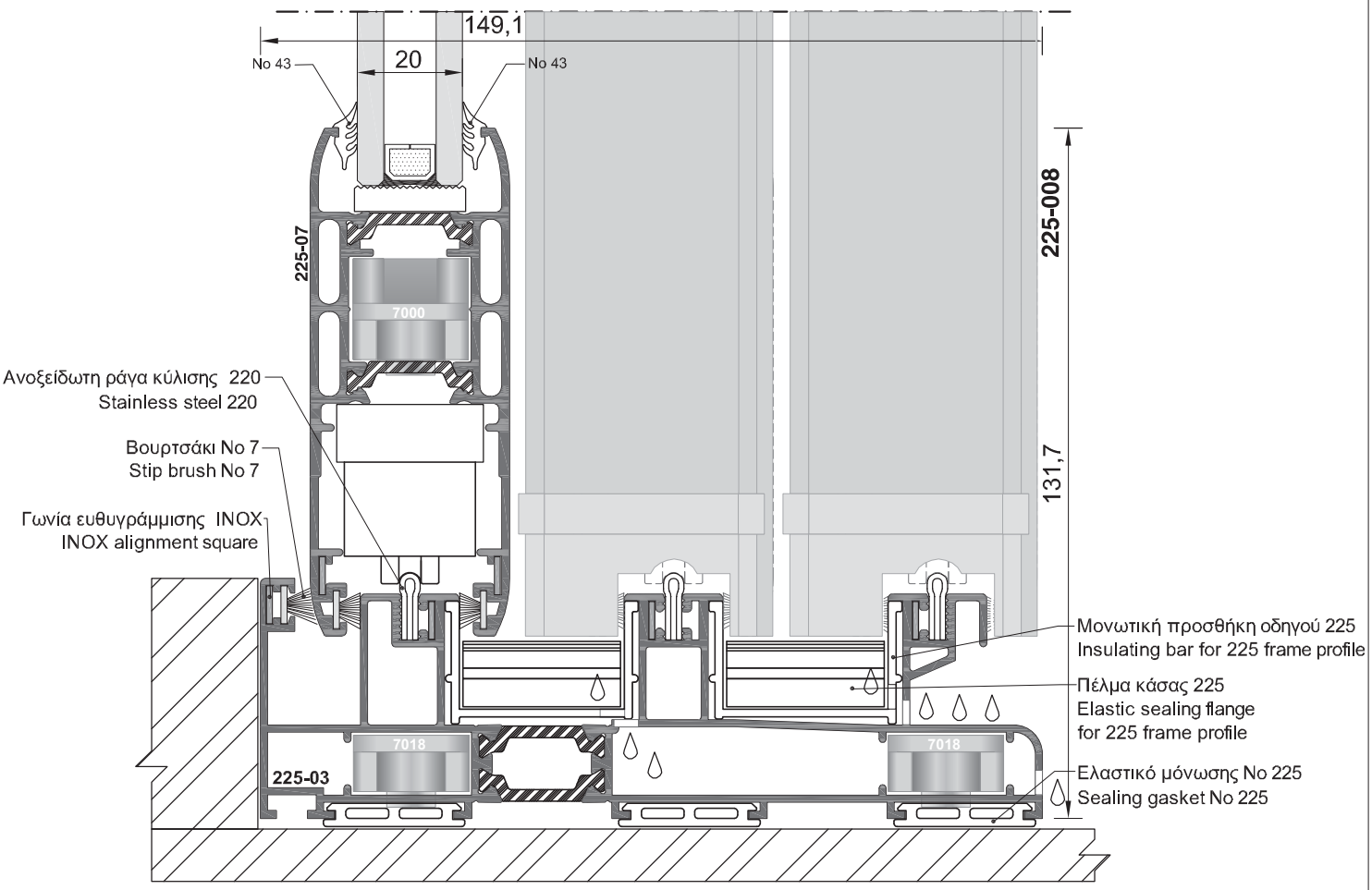


Κλίμακα / scale = free

**ΠΑΡΑΘΥΡΟ ΤΡΙΦΥΛΛΟ ΕΠΑΛΛΗΛΟ**
**TRIPLE-SASH WINDOW ON TRIPLE RAIL**

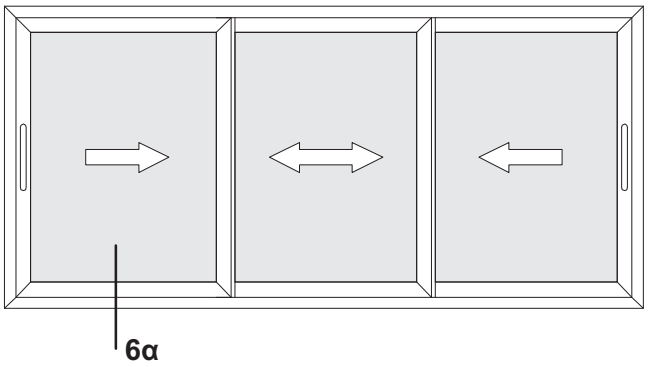


# 6α.

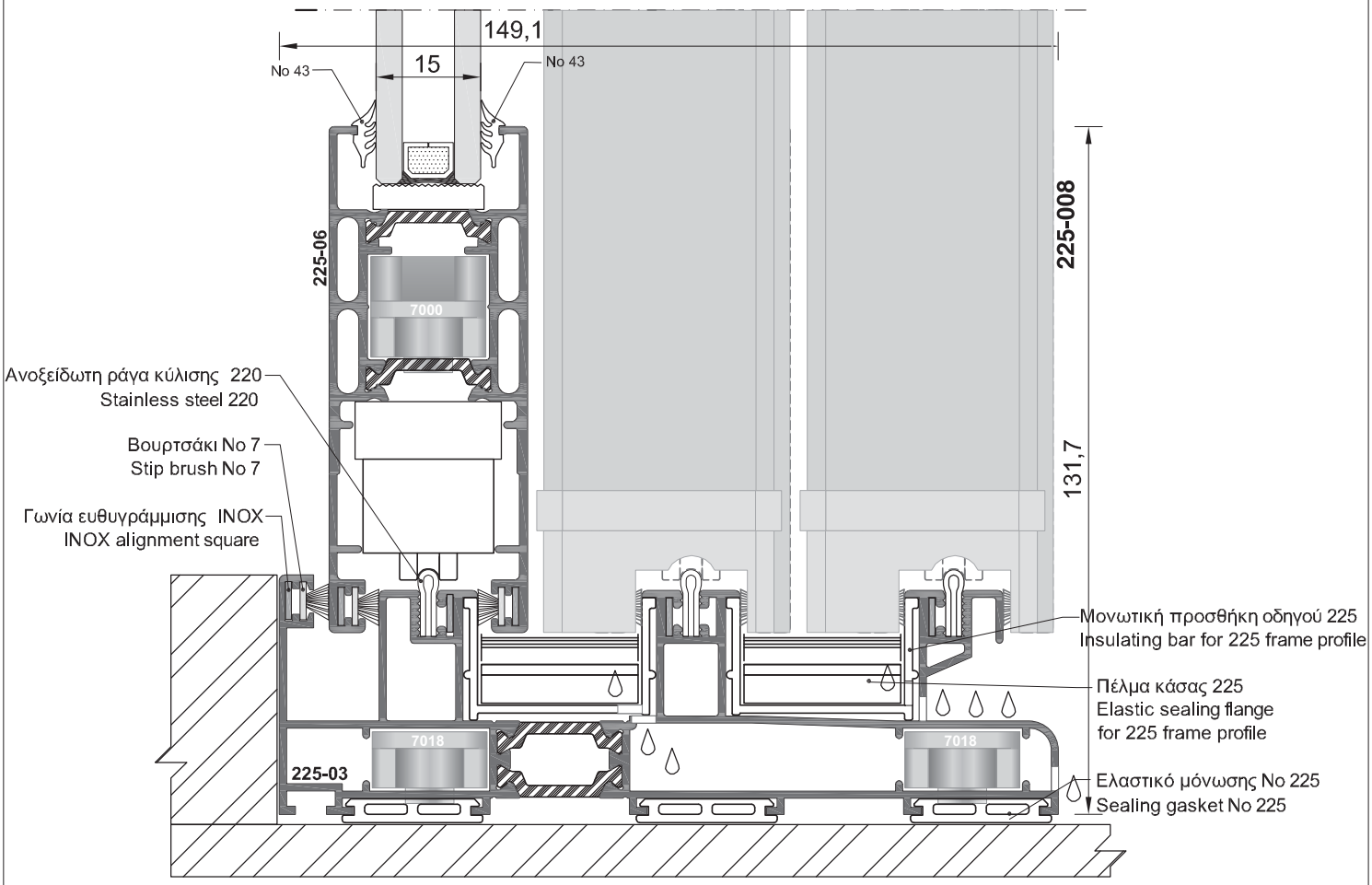


Κλίμακα / scale = free

## ΠΑΡΑΘΥΡΟ ΧΩΝΕΥΤΟ ΜΕ ΠΑΝΤΖΟΥΡΙ
## BUILT-IN WINDOW WITH SHUTTER

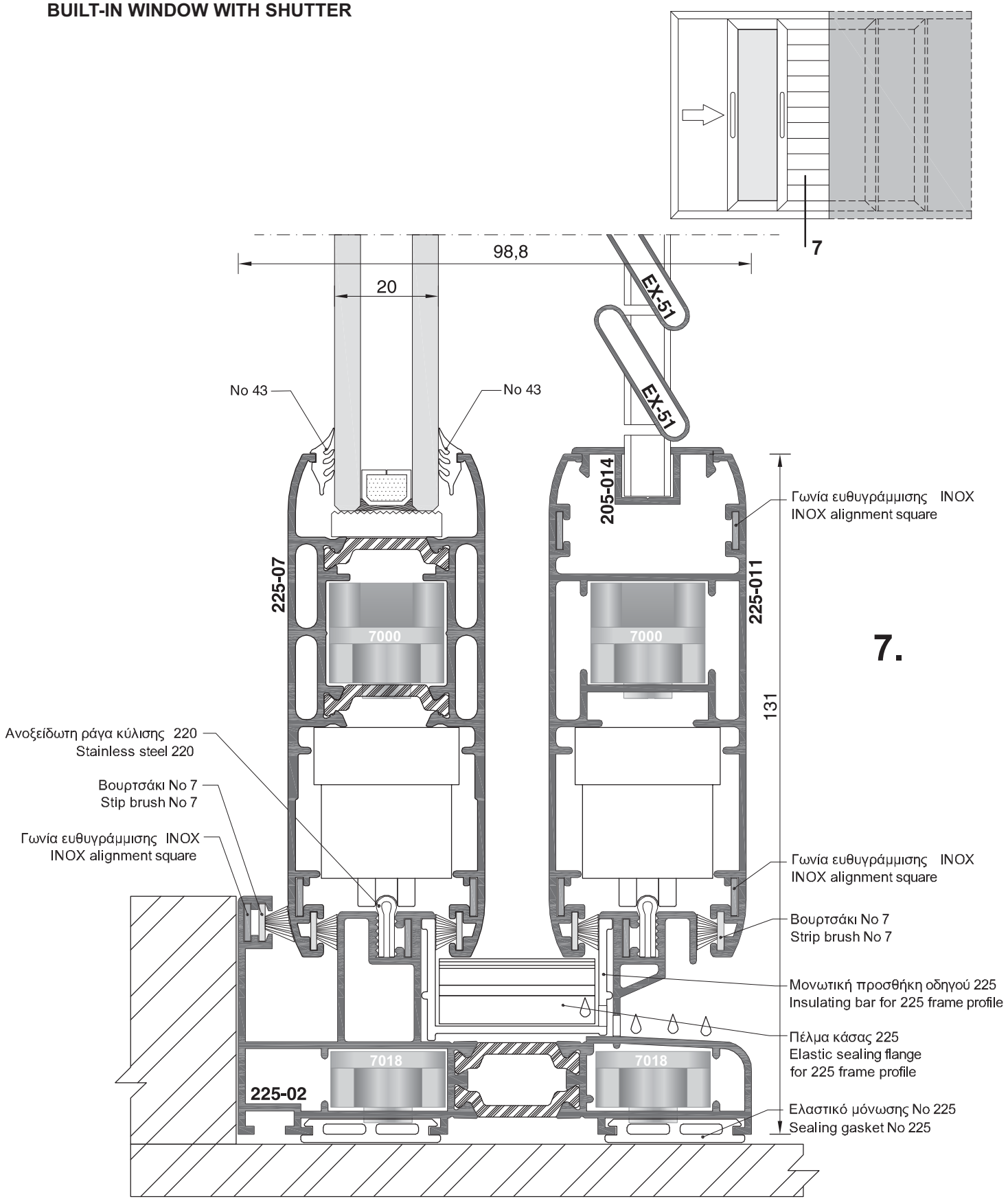


Κλίμακα / scale = 1 : 1

## ΠΑΡΑΘΥΡΟ ΧΩΝΕΥΤΟ ΜΕ ΠΑΝΤΖΟΥΡΙ
## BUILT-IN WINDOW WITH SHUTTER

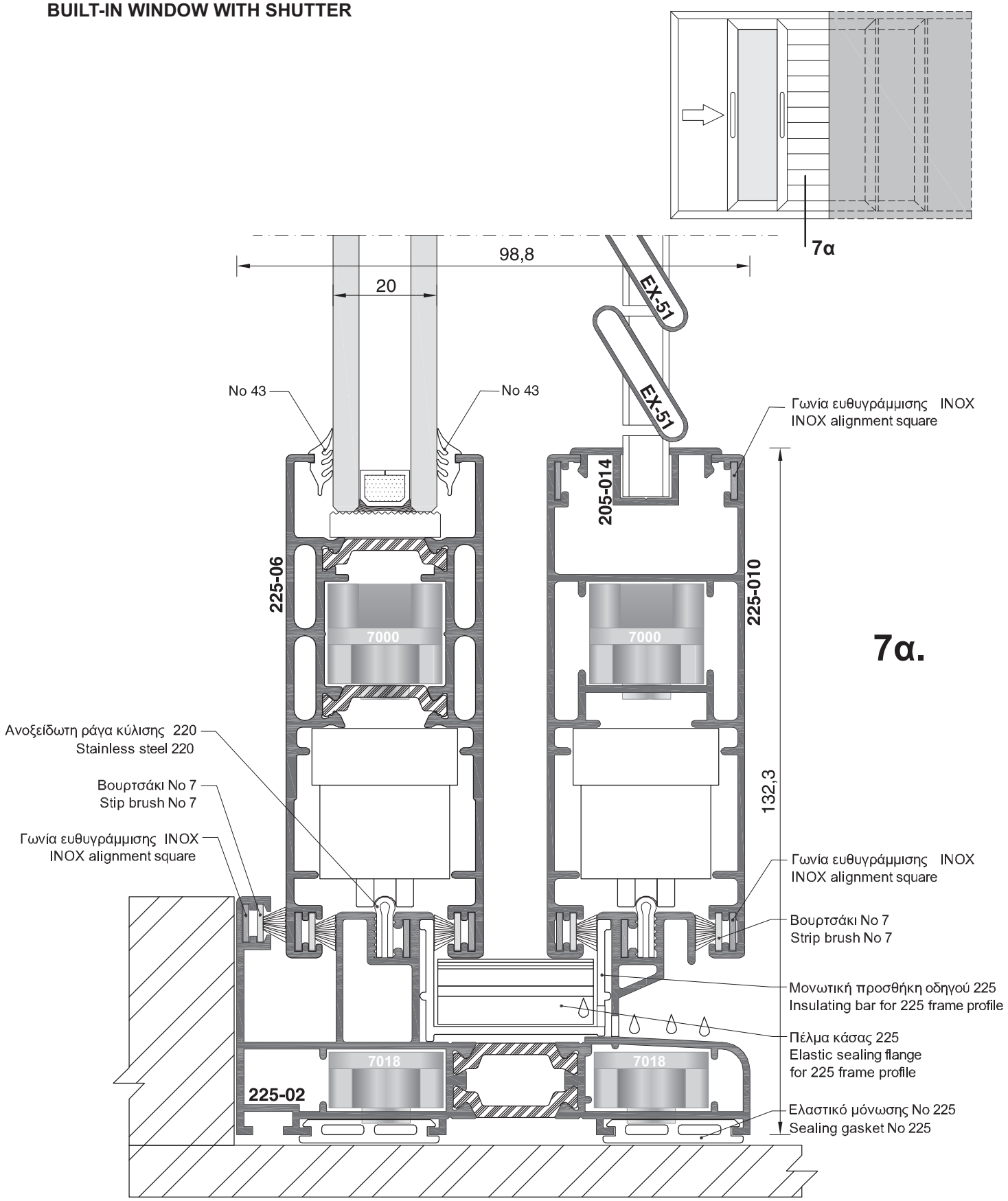


Κλίμακα / scale = 1 : 1

## ΠΑΡΑΘΥΡΟ ΧΩΝΕΥΤΟ ΜΕ ΠΑΝΤΖΟΥΡΙ
## BUILT-IN WINDOW WITH SHUTTER

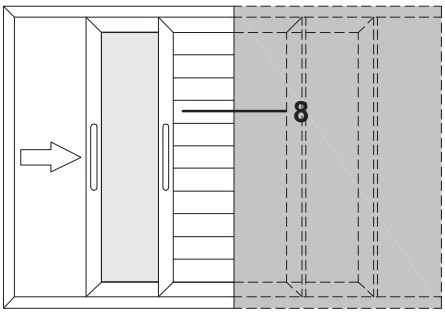


**8.**

Γωνία ευθυγράμμισης INOX
INOX alignment square

Βουρτσάκι No 7
Stip brush No 7

205-013

205-036

No 4

225-019

No 43

225-07

20

7000

No 43

206,5

ΔΙΠΛΟΣ ΟΔΗΓΟΣ
DOUBLE FRAME PROFILE
225-02

126,3

EX-51

205-014

7000

225-011

Βουρτσάκι No 7
Stip brush No 7

205-036

Γωνία ευθυγράμμισης INOX
INOX alignment square

205-013

Κλίμακα / scale = 1 : 1

## ΠΑΡΑΘΥΡΟ ΧΩΝΕΥΤΟ ΜΕ ΠΑΝΤΖΟΥΡΙ
## BUILT-IN WINDOW WITH SHUTTER

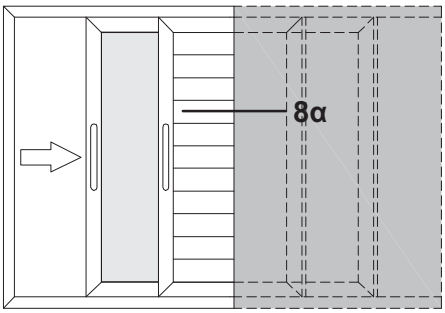


**8α.**

205-013
Γωνία ευθυγράμμισης INOX
INOX alignment square
Βουρτσάκι No 7
Stip brush No 7
205-036
No 4
225-019
No 43
225-06
20
7000
No 43
206,5
ΔΙΠΛΟΣ ΟΔΗΓΟΣ
DOUBLE FRAME PROFILE
225-02
126,3
EX-51
205-014
7000
225-010
Βουρτσάκι No 7
Stip brush No 7
205-036
Γωνία ευθυγράμμισης INOX
INOX alignment square
205-013

Κλίμακα / scale = 1 : 1

## ΠΑΡΑΘΥΡΟ ΧΩΝΕΥΤΟ ΜΕ ΣΙΤΑ ΚΑΙ ΠΑΝΤΖΟΥΡΙ
## BUILT-IN WINDOW WITH MOSQUITO-NET AND SHUTTER

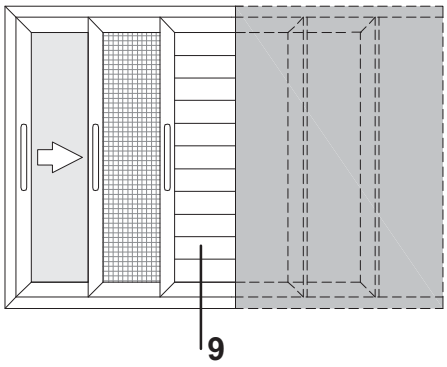


# 9.

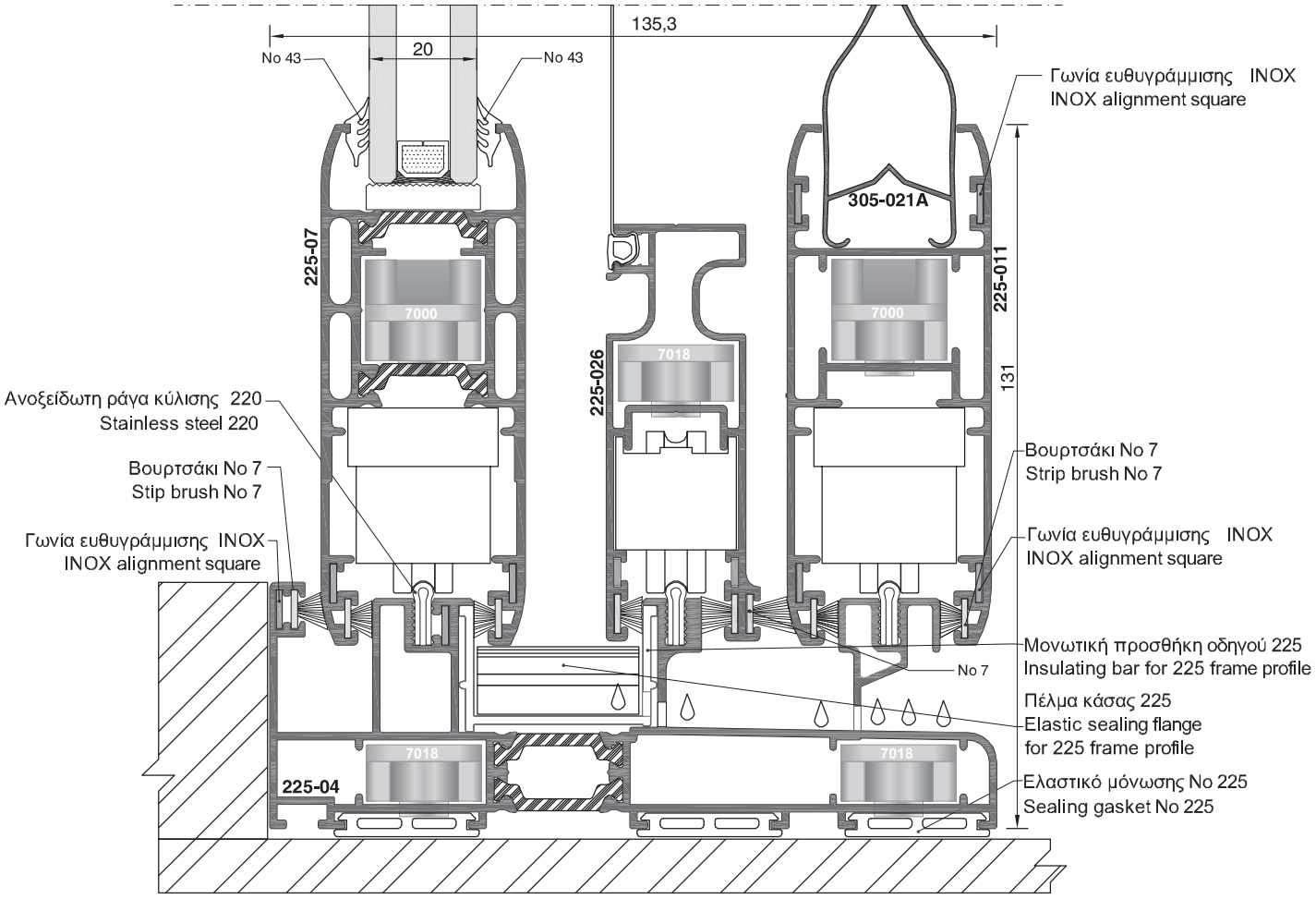


Κλίμακα / scale = free

## ΠΑΡΑΘΥΡΟ ΧΩΝΕΥΤΟ ΜΕ ΣΙΤΑ ΚΑΙ ΠΑΝΤΖΟΥΡΙ
## BUILT-IN WINDOW WITH MOSQUITO-NET AND SHUTTER

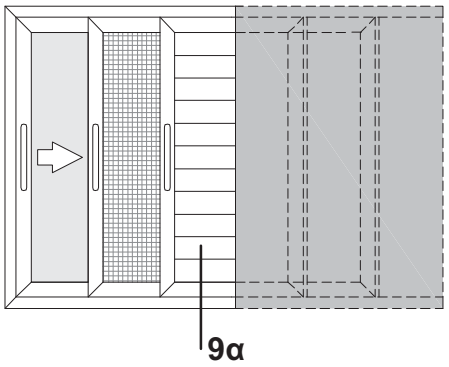


# 9α.

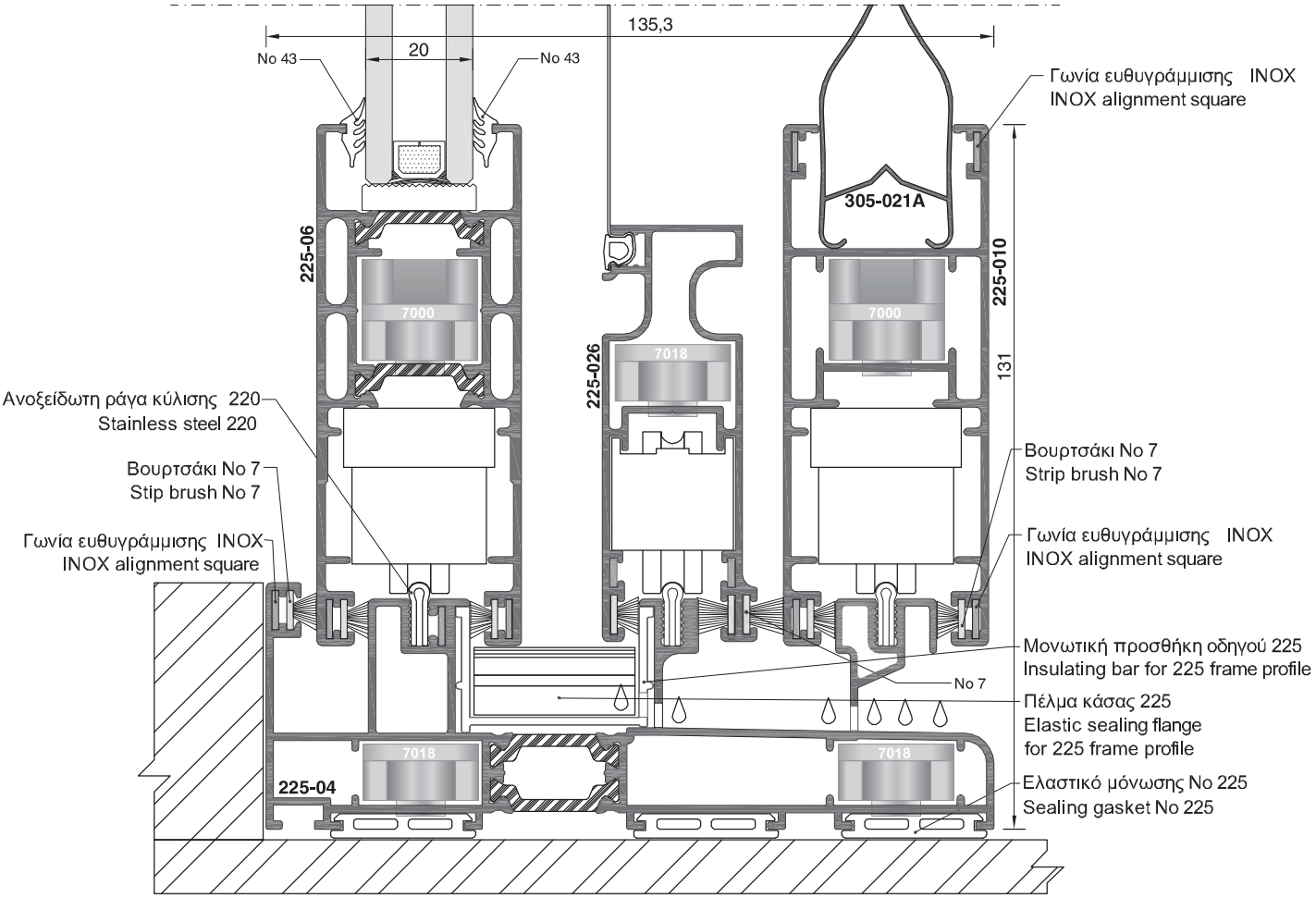


Κλίμακα / scale = free

## ΠΑΡΑΘΥΡΟ ΧΩΝΕΥΤΟ ΜΕ ΣΙΤΑ ΚΑΙ ΠΑΝΤΖΟΥΡΙ
## BUILT-IN WINDOW WITH MOSQUITO-NET AND SHUTTER

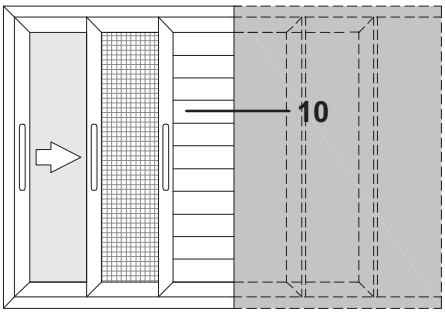


**10.**

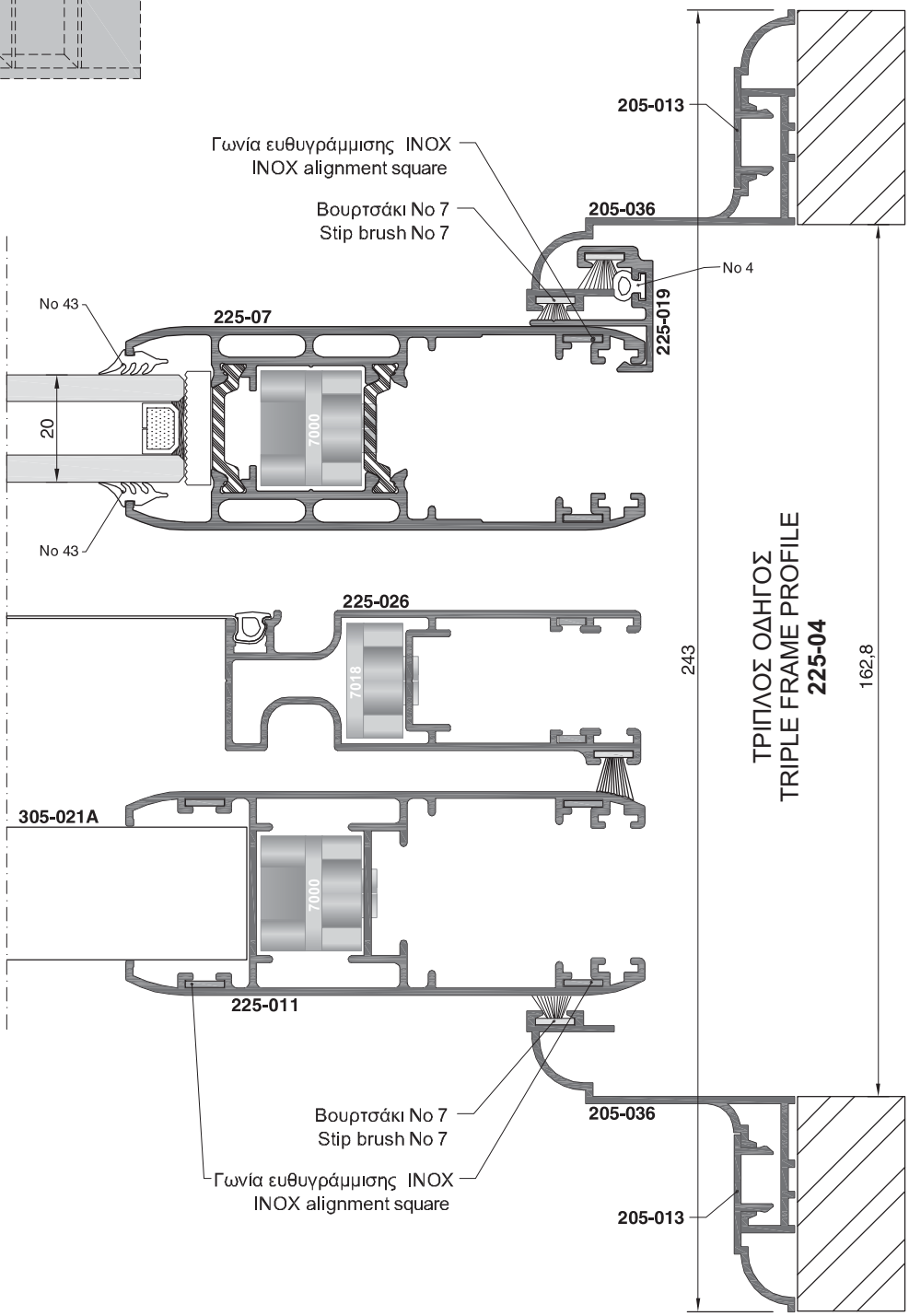


Κλίμακα / scale = free

## ΠΑΡΑΘΥΡΟ ΧΩΝΕΥΤΟ ΜΕ ΣΙΤΑ ΚΑΙ ΠΑΝΤΖΟΥΡΙ
## BUILT-IN WINDOW WITH MOSQUITO-NET AND SHUTTER

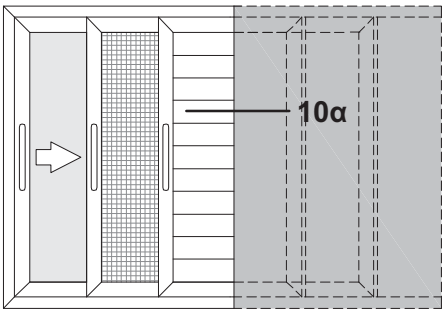


10α.

205-013
Γωνία ευθυγράμμισης INOX
INOX alignment square
Βουρτσάκι No 7
Stip brush No 7
205-036
No 4
225-06
225-019
20
7000
225-026
7018
243
162,8
ΤΡΙΠΛΟΣ ΟΔΗΓΟΣ
TRIPLE FRAME PROFILE
225-04
305-021A
7000
225-010
Βουρτσάκι No 7
Stip brush No 7
205-036
Γωνία ευθυγράμμισης INOX
INOX alignment square
205-013

Κλίμακα / scale = free

**ΠΑΡΑΘΥΡΟ ΕΠΑΛΛΗΛΟ ΜΕ ΣΙΤΑ**
**SLIDING WINDOW WITH MOSQUITO-NET**

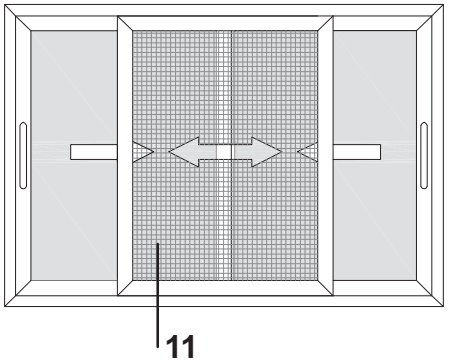


# 11.

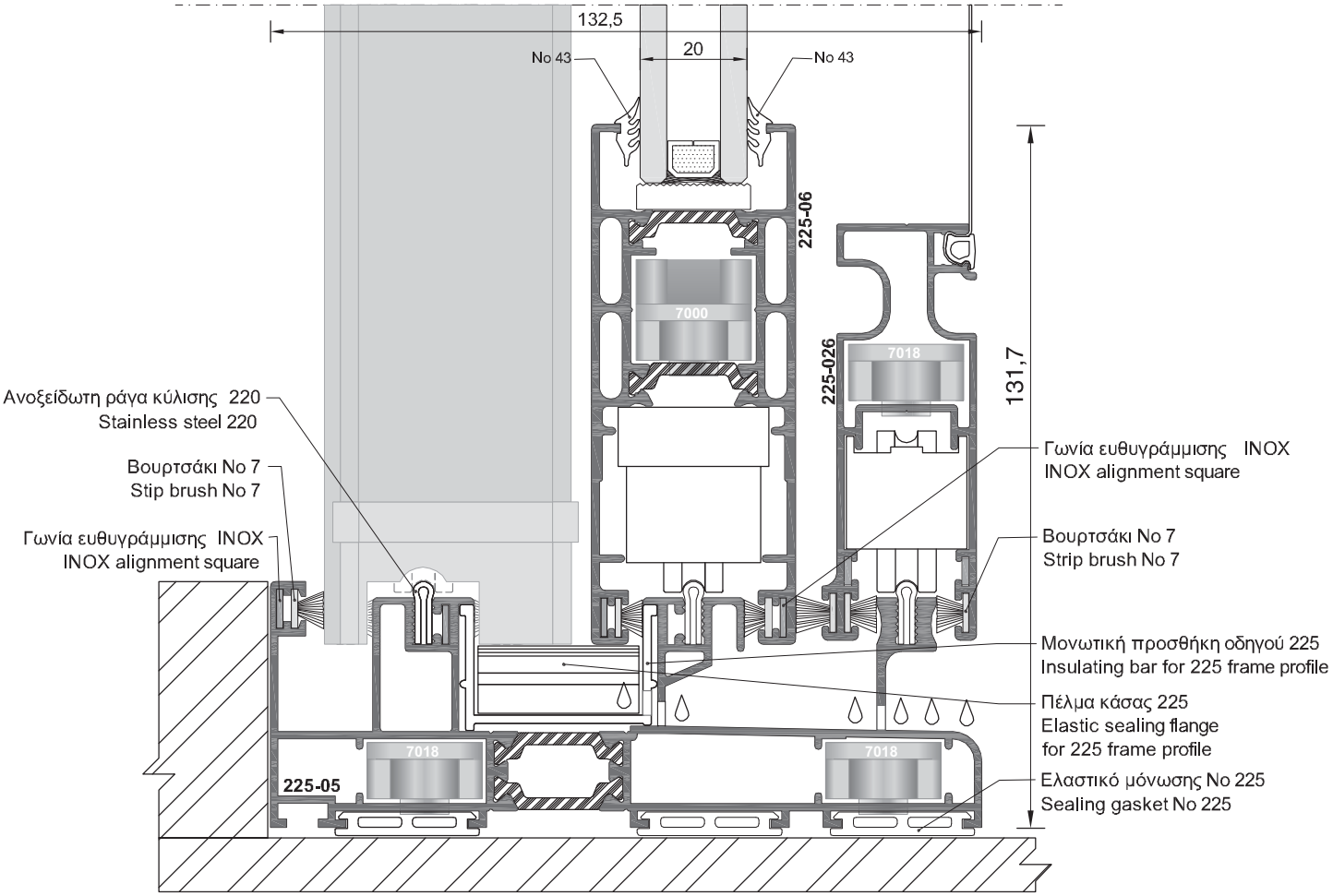


Κλίμακα / scale = free

## ΠΑΡΑΘΥΡΟ ΕΠΑΛΛΗΛΟ ΜΕ ΣΙΤΑ
## SLIDING WINDOW WITH MOSQUITO-NET

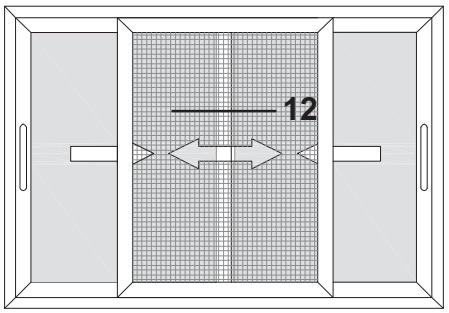


# 12.

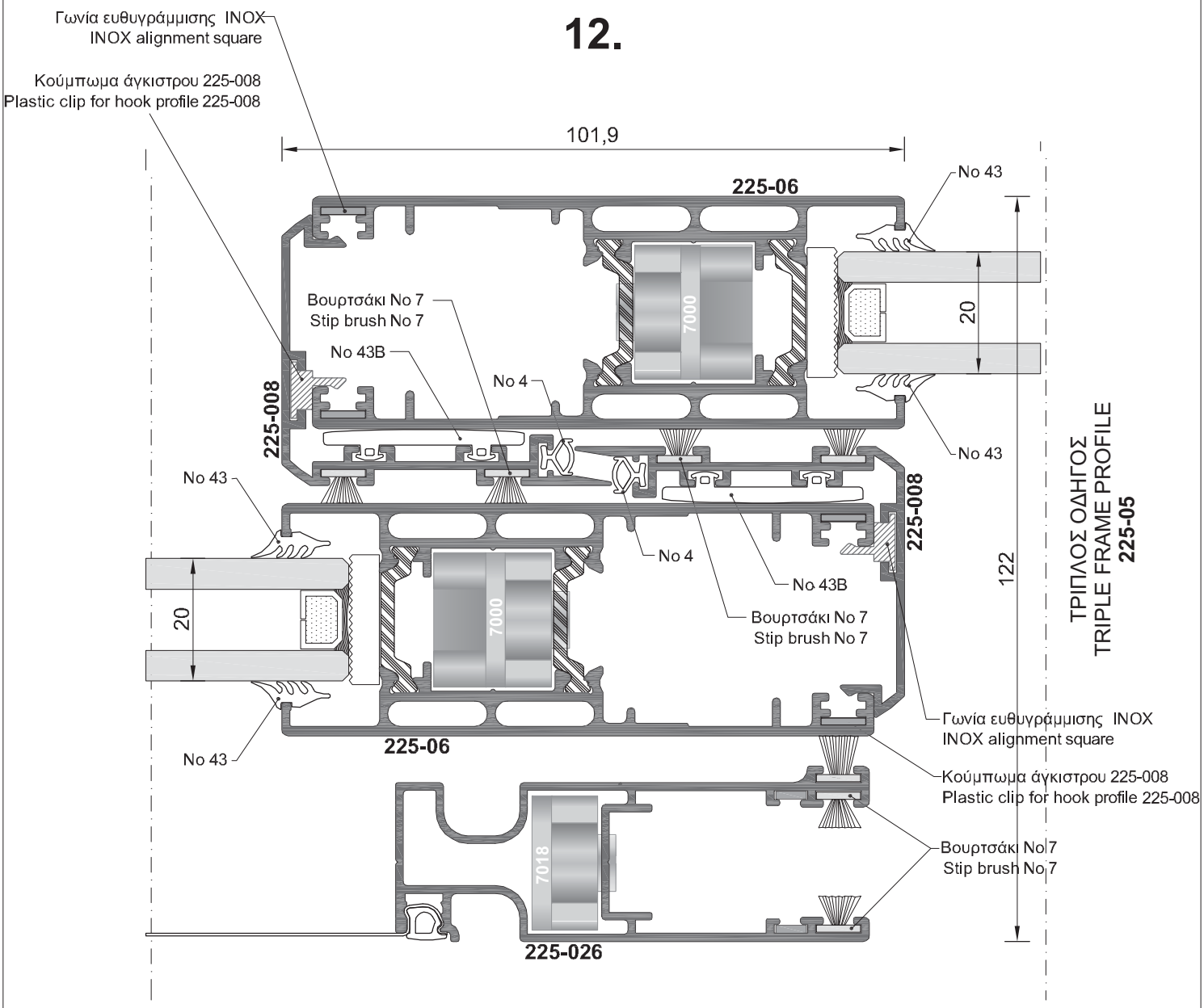


Κλίμακα / scale = 1 : 1

**ΠΑΡΑΘΥΡΟ ΕΠΑΛΛΗΛΟ ΜΕ ΣΙΤΑ**
**SLIDING WINDOW WITH MOSQUITO-NET**

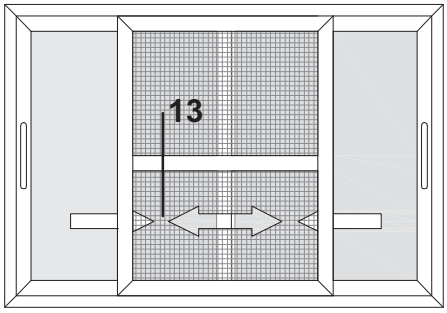


# 13.

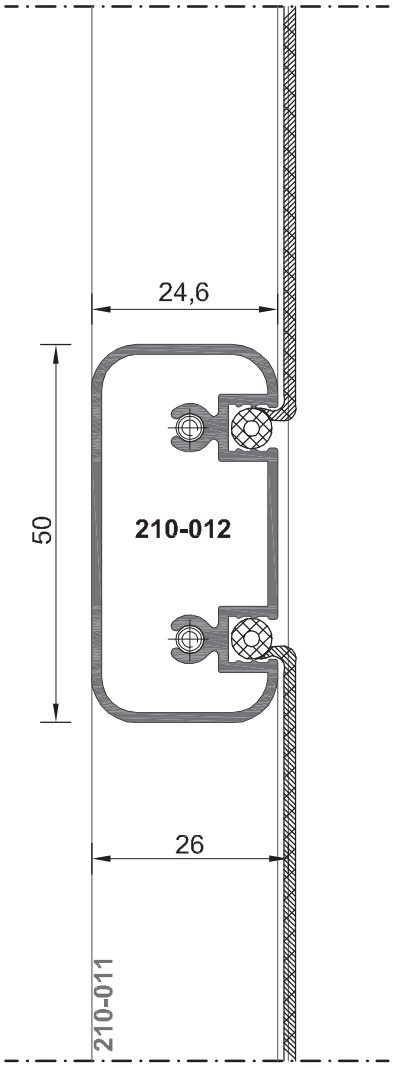


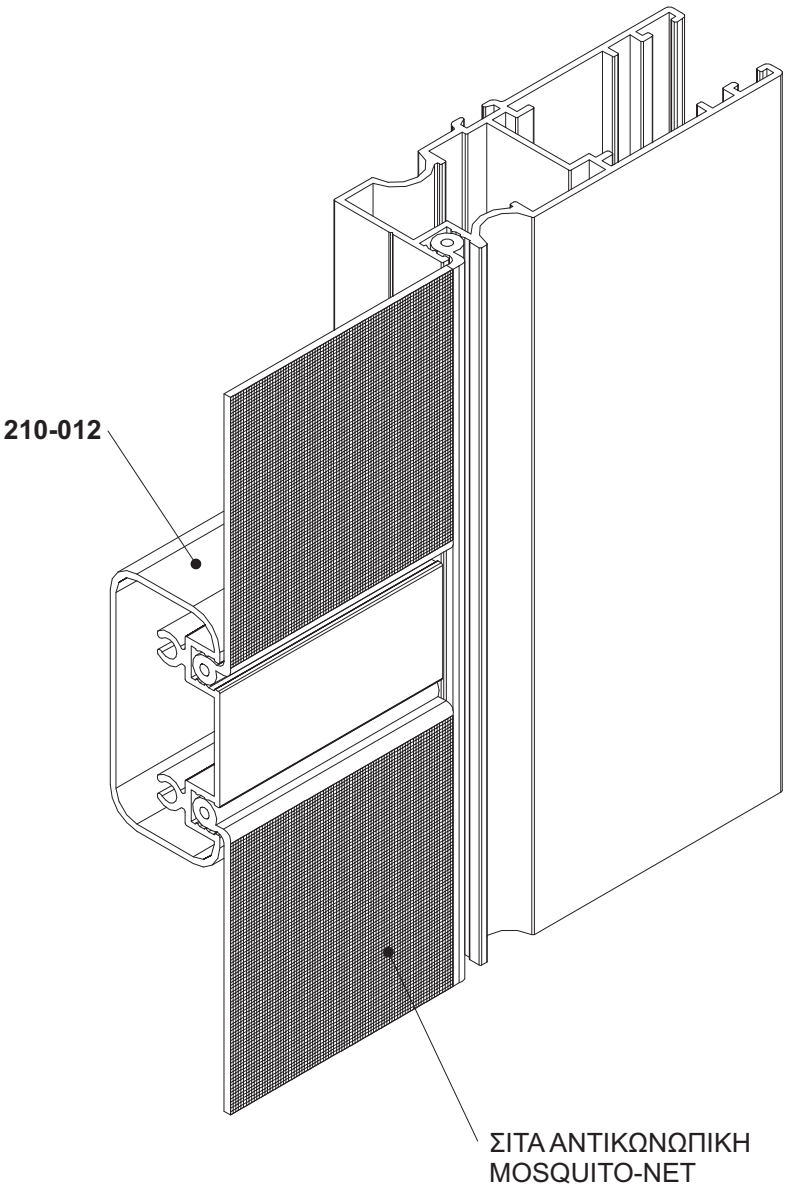


Κλίμακα / scale = 1 : 1

## ΠΑΡΑΘΥΡΟ ΧΩΝΕΥΤΟ ΜΕ ΣΙΤΑ ΚΑΙ ΠΑΝΤΖΟΥΡΙ
## BUILT-IN WINDOW WITH MOSQUITO-NET AND SHUTTER

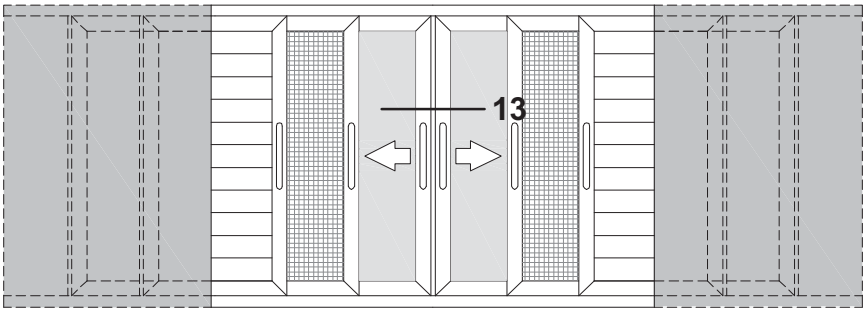


# 14.

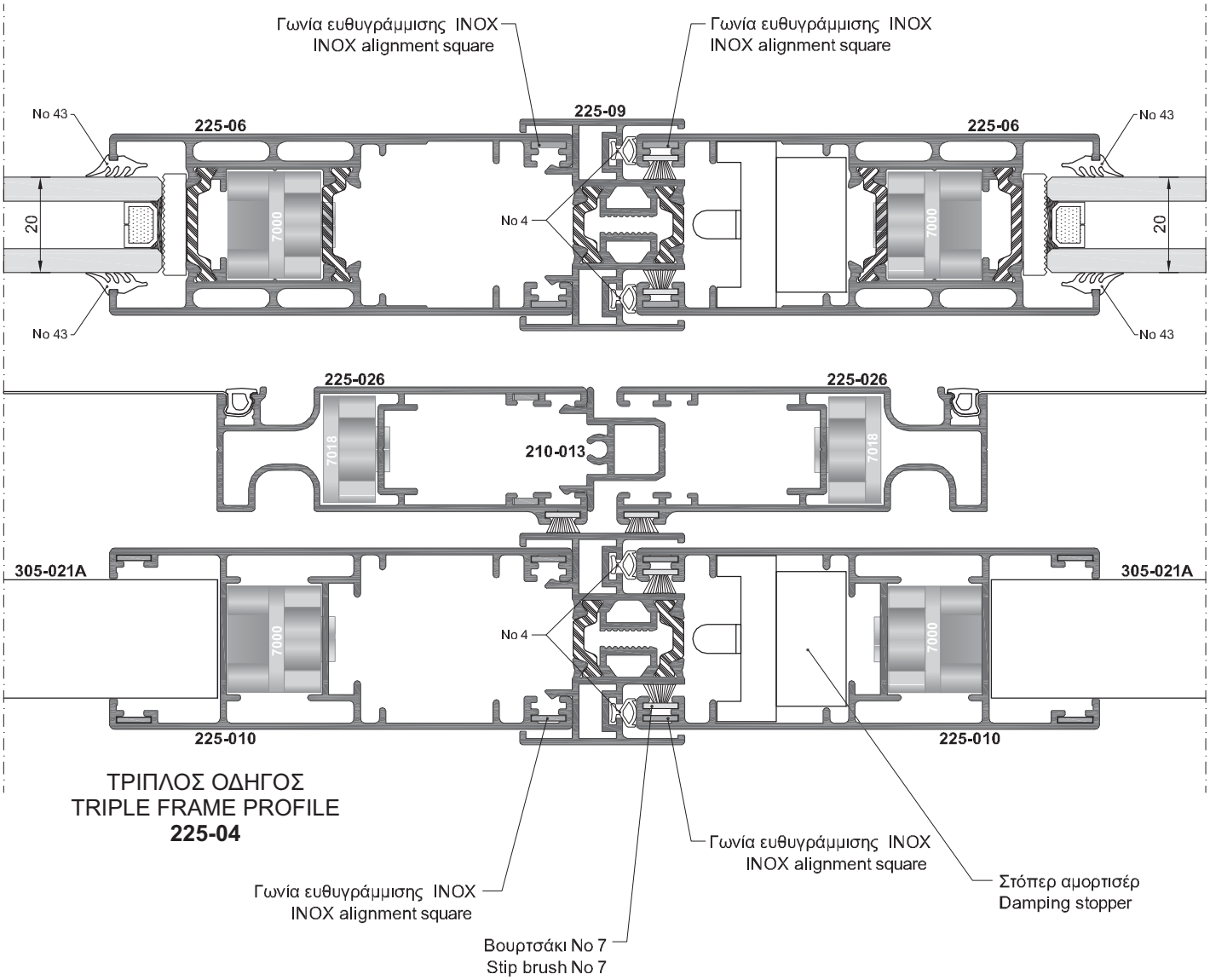


Κλίμακα / scale = free

**ΠΑΡΑΘΥΡΟ ΧΩΝΕΥΤΟ ΜΕ ΠΑΝΤΖΟΥΡΙ**
**BUILT-IN WINDOW WITH SHUTTER**

## ΟΔΗΓΟΣ ΓΙΑ ΤΗΝ ΑΝΤΙΚΑΤΑΣΤΑΣΗ
## FRAME FOR REPLACEMENT

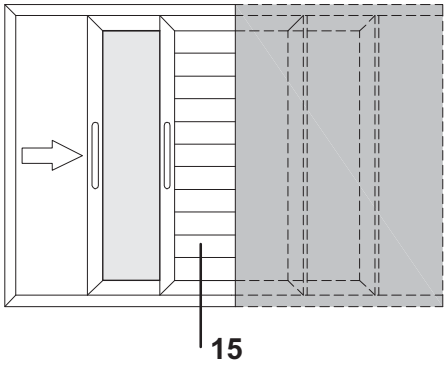


# 15.

86,4
20
No 43
No 43
131,7
225-06
305-022
205-046
7000
7000
7018
7018
225-21

Ανοξείδωτη ράγα κύλισης 220
Stainless steel 220

Βουρτσάκι No 7
Stip brush No 7

Γωνία ευθυγράμμισης INOX
INOX alignment square

Ρόουλο διπλό μεταλλικό 220
Double adjustable metallic roller 220

Μονωτική προσθήκη οδηγού 225
Insulating bar for 225 frame profile

Πέλμα κάσας 225
Elastic sealing flange
for 225 frame profile

Ελαστικό μόνωσης No 49
Sealing gasket No 49

Κλίμακα / scale = 1 : 1

## ΠΑΡΑΘΥΡΟ ΧΩΝΕΥΤΟ ΜΕ ΠΑΝΤΖΟΥΡΙ
## BUILT-IN WINDOW WITH SHUTTER

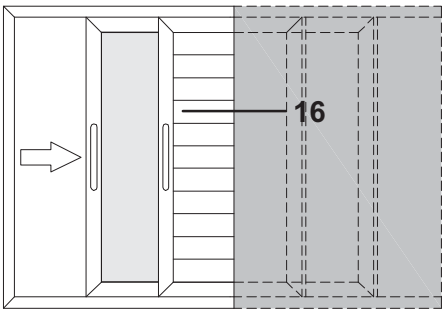


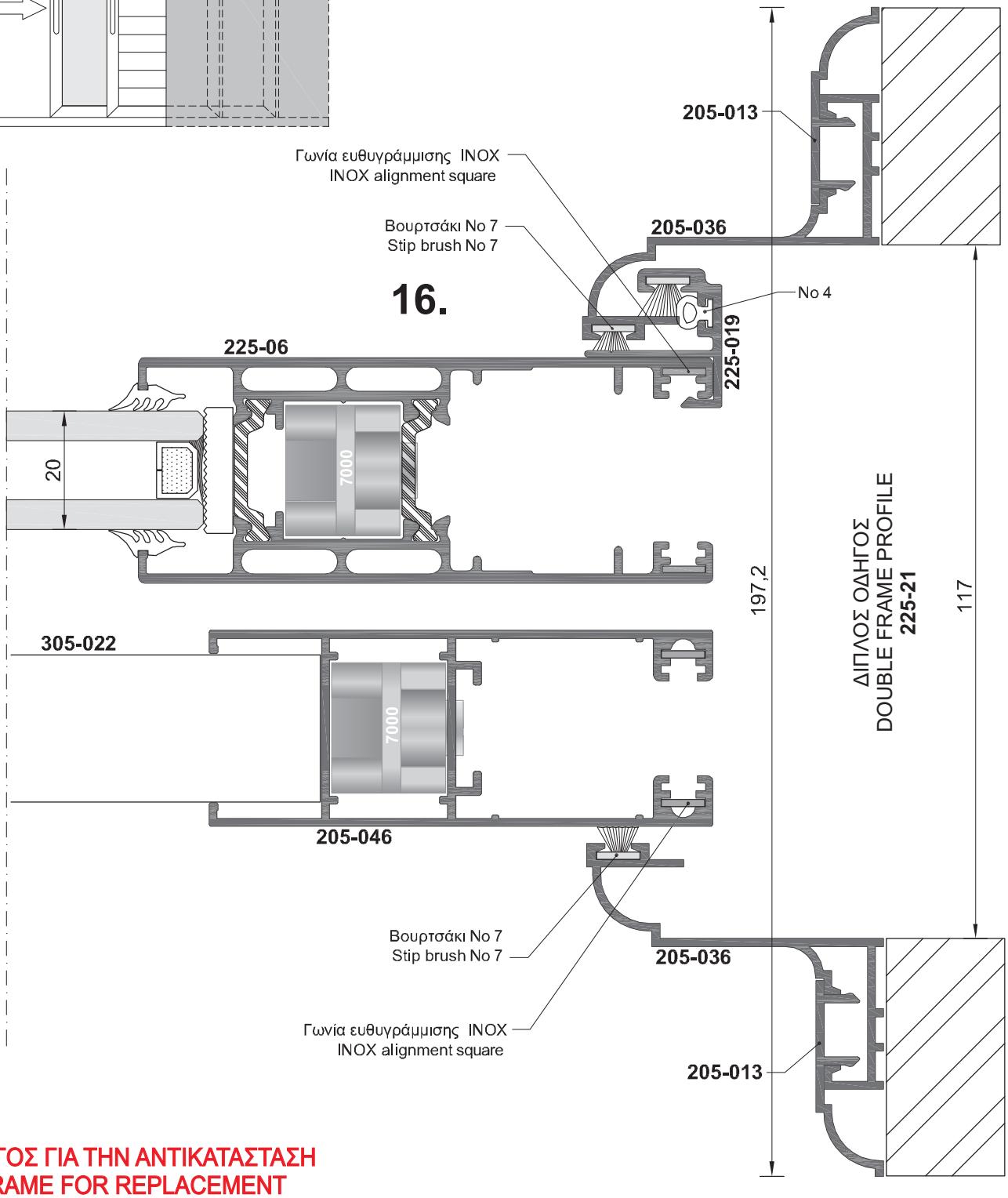


## ΟΔΗΓΟΣ ΓΙΑ ΤΗΝ ΑΝΤΙΚΑΤΑΣΤΑΣΗ
## FRAME FOR REPLACEMENT

Κλίμακα / scale = 1 : 1

## ΠΑΡΑΘΥΡΟ ΧΩΝΕΥΤΟ ΜΕ ΣΙΤΑ ΚΑΙ ΠΑΝΤΖΟΥΡΙ
## BUILT-IN WINDOW WITH MOSQUITO-NET AND SHUTTER

### ΟΔΗΓΟΣ ΓΙΑ ΤΗΝ ΑΝΤΙΚΑΤΑΣΤΑΣΗ
### FRAME FOR REPLACEMENT

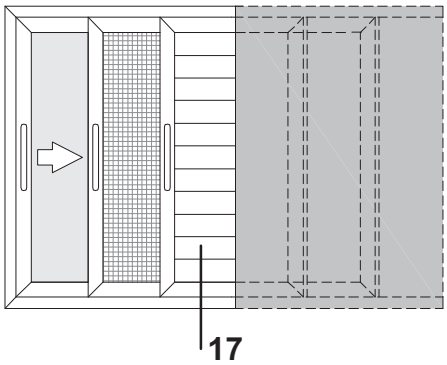


**17.**

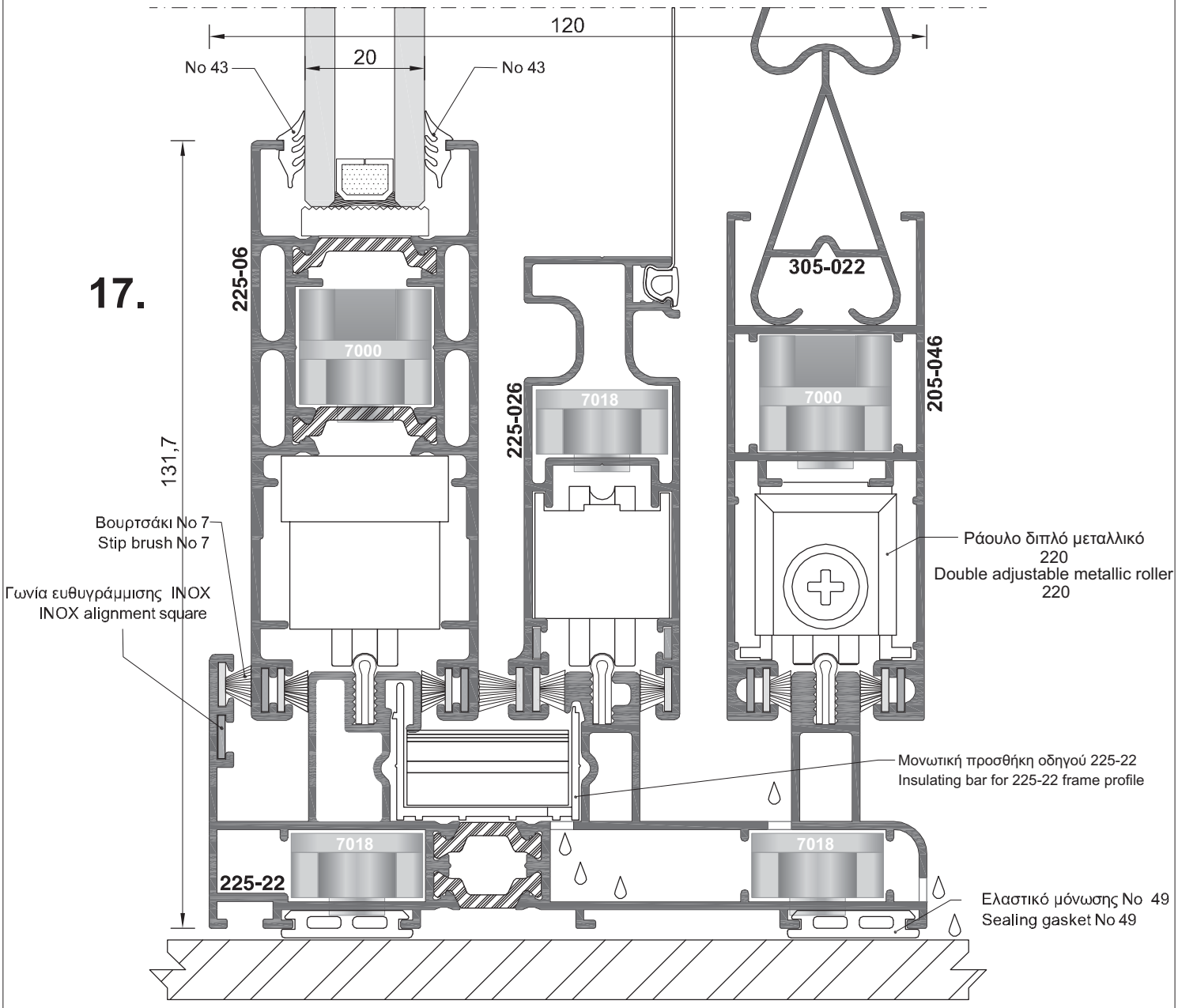


Κλίμακα / scale = 1 : 1

## ΠΑΡΑΘΥΡΟ ΧΩΝΕΥΤΟ ΜΕ ΣΙΤΑ ΚΑΙ ΠΑΝΤΖΟΥΡΙ
## BUILT-IN WINDOW WITH MOSQUITO-NET AND SHUTTER

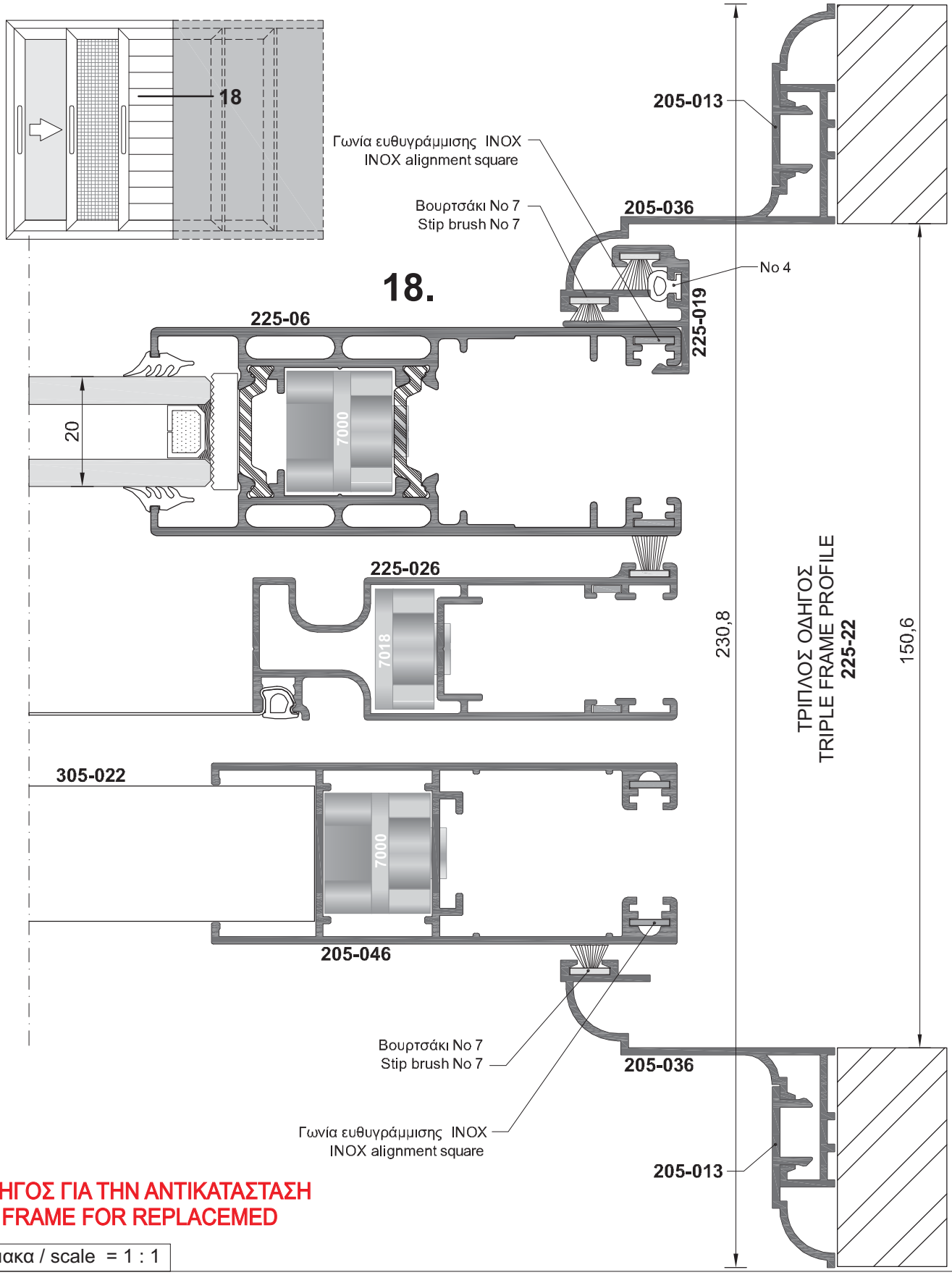


**ΟΔΗΓΟΣ ΓΙΑ ΤΗΝ ΑΝΤΙΚΑΤΑΣΤΑΣΗ**
**FRAME FOR REPLACEMED**

Κλίμακα / scale = 1 : 1

## ΕΞΑΡΤΗΜΑΤΑ / ACCESSORIES

| ΚΩΔΙΚΟΣ CODE | ΠΕΡΙΓΡΑΦΗ | DESCRIPTION | ΣΧΗΜΑ FIGURE |
|---|---|---|---|
| 5824 | ΓΩΝΙΑ ΧΥΤΗ No 7018 | Die-cast aluminium joint corner No 7018 |  |
| 5182 | ΓΩΝΙΑ ΧΥΤΗ No 7000 | Die-cast aluminium joint corner No 7000 |  |
| 5678 | ΓΩΝΙΑ ΧΥΤΗ No 4059A | Die-cast aluminium joint corner No 4059A |  |
| 3277 | ΜΗΧΑΝΙΚΗ ΓΩΝΙΑ ΣΥΝΔΕΣΕΩΣ No 227018 | Mechanical aluminium joint corner No 227018 |  |
| 5669 | ΓΩΝΙΑ ΕΥΘΥΓΡΑΜΜΙΣΗΣ No 205, INOX | INOX alignment square No 205 | |
| 5797 | ΡΑΟΥΛΟ ΔΙΠΛΟ ΜΕΤΑΛΛΙΚΟ 225 | Double adjustable metallic roller 225 | |
| 3499 | ΡΑΟΥΛΟ ΤΕΤΡΑΠΛΟ ΜΕΤΑΛΛΙΚΟ 225 | Fourfold adjustable metallic roller 225 |  |

## ΕΞΑΡΤΗΜΑΤΑ / ACCESSORIES

| ΚΩΔΙΚΟΣ CODE | ΠΕΡΙΓΡΑΦΗ | DESCRIPTION | ΣΧΗΜΑ FIGURE |
|---|---|---|---|
| 5593 | ΡΑΟΥΛΟ ΜΟΝΟ ΜΕΤΑΛΛΙΚΟ 210 | Single adjustable metallic roller 210 |  |
| 5855 & 5130 | ΡΑΟΥΛΟ ΔΙΠΛΟ ΜΕΤΑΛΛΙΚΟ 220<br>**ΓΙΑ ΤΟ ΦΥΛΛΟ 205-046** | Double adjustable metallic roller 220<br>For sash 205-046 | |
| 4366 | ΡΑΟΥΛΟ ΠΛΑΣΤΙΚΟ ΜΟΝΟ 227 | Single adjustable plastic roller 227 |  |
| 5693 | ΛΑΒΗ ΣΥΡΟΜΕΝΟΥ ΜΑΥΡΗ - ΛΕΥΚΗ | Cremone bolt for sliding system Black - White | |
| 5640 | ΧΩΝΕΥΤΗ ΣΥΡΟΜΕΝΟΥ ΜΑΥΡΗ - ΛΕΥΚΗ | Side handle Black - White |  |
| | ΛΑΒΗ No 10 | Handle No 10 | |
| 5191 | ΛΕΥΚΗ | White | |
| 5177 | ΜΑΥΡΗ | Black | |
| 5196 | ΚΑΦΕ | Brown | |
| 5061 | ΒΙΔΑ ΛΑΒΗΣ No7000 | Handle screw No7000 | |
| 3673 | ΓΡΥΛΛΟΣ IN LINE D22 / **600mm** | IN LINE ROD D 22 / **600mm** | |
| 3675 | ΑΝΤΙΚΡΥΣΜΑ IN LINE Albio225 | Bolt keeper IN LINE Albio225 | |

## ΕΞΑΡΤΗΜΑΤΑ / ACCESSORIES

| ΚΩΔΙΚΟΣ CODE | ΠΕΡΙΓΡΑΦΗ | DESCRIPTION | ΣΧΗΜΑ FIGURE |
|---|---|---|---|
| 3674 | ΓΡΥΛΛΟΣ IN LINE D22 / **1800mm** | IN LINE ROD D 22 / **1800mm** | |
| 3675 | ΑΝΤΙΚΡΥΣΜΑ IN LINE Albio225 | Bolt keeper IN LINE Albio225 | |
| 3559 | ΕΞΑΡΤΗΜΑ ΠΡΟΣΘΗΚΗ ΓΙΑ ΜΗΧ/ΜΟ ΚΛΕΙΔΩΜΑΤΟΣ 2 κ 3 ΣΗΜΕΙΩΝ | Spacer part for locking mechanism 2 and 3 points | |
| | ΛΑΒΗ ΧΟΥΦΤΑ | Side handle |  |
| 5251 | ΛΕΥΚΗ | White | |
| 5295 | ΜΑΥΡΗ | Black | |
| 5252 | ΚΑΦΕ | Brown | |
| 5401 | ΣΠΑΝΙΟΛΕΤΑ ΣΥΡΟΜΕΝΟΥ POWER LOCK ΜΑΥΡΗ - ΛΕΥΚΗ | Cremone bolt for sliding system POWER LOCK Black - White |  |
| 5458 | ΚΛΕΙΔΑΡΙΑ ΣΥΡΟΜΕΝΟΥ POWER LOCK ΜΑΥΡΗ - ΛΕΥΚΗ | Lock for sliding system POWER LOCK Black - White |  |
| 5511 | ΝΤΙΖΑ ΠΟΡΤΑΣ ALBIO 225 | Rod for door ALBIO 225 | 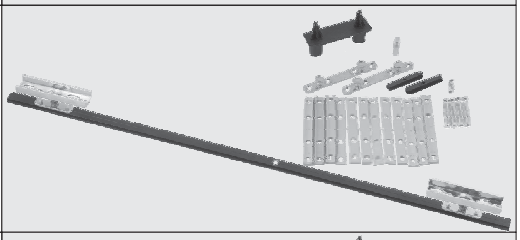 |
| 5512 | ΝΤΙΖΑ ΠΑΡΑΘΥΡΟΥ ALBIO 225 | Rod for Window ALBIO 225 | 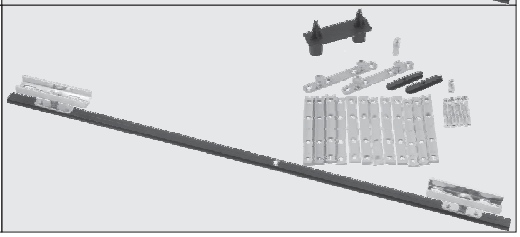 |

## ΕΞΑΡΤΗΜΑΤΑ / ACCESSORIES

| ΚΩΔΙΚΟΣ<br>CODE | ΠΕΡΙΓΡΑΦΗ | DESCRIPTION | ΣΧΗΜΑ<br>FIGURE |
|---|---|---|---|
| 5893 | ΣΤΟΠΕΡ ΑΜΟΡΤΙΣΕΡ<br>225<br>ΛΕΥΚΟ - ΜΑΥΡΟ | Damping stopper<br>225<br>White - Black |  |
| 5816 | ΣΤΟΠΕΡ ΑΜΟΡΤΙΣΕΡ<br>No 205-040<br>ΛΕΥΚΟ - ΜΑΥΡΟ | Damping stopper<br>No 205-040<br>White - Black |  |
| 5383 | ΣΤΟΠΕΡ ΑΜΟΡΤΙΣΕΡ<br>210<br>ΛΕΥΚΟ - ΜΑΥΡΟ<br><br>Για την σίτα 225-026 | Damping stopper<br>210<br>White - Black<br><br>Sash profile for mosquito-net<br>No 225-026 |  |
| 3421 | ΣΤΟΠΕΡ ΑΜΟΡΤΙΣΕΡ<br>227 ΣΙΤΑΣ<br>PL 959 | Damping stopper<br>227 Mosquito-net<br>PL 959 |  |
| 5896 | ΤΑΠΑ ΑΓΚΙΣΤΡΟΥ<br>225-008 | Plastic end cap<br>for hook 225-008 | 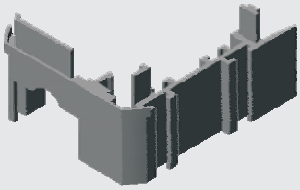 |
| 3365 | ΤΑΠΑ ΑΓΚΙΣΤΡΟΥ<br>No 225-046 ΜΕ ΚΑΠΑΚΙ<br>(ΣΕΤ) | Rabbet sealing plug<br>for hook No 225-046 with cap<br>(set) | 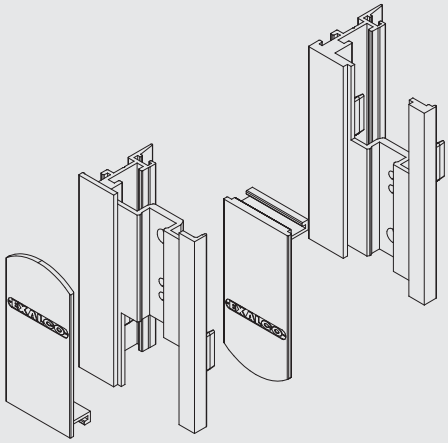 |

## ΕΞΑΡΤΗΜΑΤΑ / ACCESSORIES

| ΚΩΔΙΚΟΣ<br>CODE | ΠΕΡΙΓΡΑΦΗ | DESCRIPTION | ΣΧΗΜΑ<br>FIGURE |
|---|---|---|---|
| 5891 | ΚΟΥΜΠΩΜΑ ΑΓΚΙΣΤΡΟΥ<br>225-008 | Plastic clip for hook<br>profile 225-008 |  |
| 5858 | ΤΑΠΑ ΓΙΑ ΜΠΙΝΙ<br>ΦΙΛΗΤΟΥ 225-09 | Plastic end cap for sash<br>adjoining profile 225-09 | 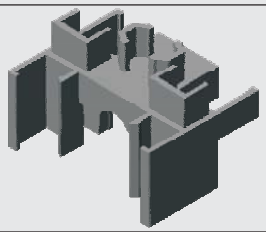 |
| 5684 | ΤΑΠΑ ΓΙΑ ΜΠΙΝΙ<br>ΧΩΝΕΥΤΟΥ 210 | Rabbet seal plug<br>for built-in system 210 |  |
| 4229 | ΤΑΠΑ ΓΙΑ ΦΥΛΛΟ<br>ΜΕ ΕΝΣΩΜΑΤΩΜΕΝΗ ΛΑΒΗ<br>No 225-28 | Rabbet seal plug<br>for sash with embodied handle<br>No 225-28 |  |
| 5018 | ΠΛΑΣΤΙΚΟ ΚΟΥΜΠΩΜΑ<br>ΓΙΑ ΠΕΡΣΙΔΑ (EX-51)<br>(ΔΕΞΙΟ - ΑΡΙΣΤΕΡΟ) | Plastic clip for venetian blind<br>No (EX-51)<br>(RIGHT - LEFT) |  |
| 5186 | ΤΑΠΑ ΟΔΗΓΟΥ<br>7000<br>ΛΕΥΚΗ - ΜΑΥΡΗ | Plastic plug for hook<br>No 7000<br>White - Black |  |
| 9001 | ΜΟΝΩΤΙΚΗ ΠΡΟΣΘΗΚΗ<br>ΟΔΗΓΟΥ 225<br>(Βέργα 6m) | Insulating bar for<br>225 frame profiles<br>(6m bar) | |

## ΕΞΑΡΤΗΜΑΤΑ / ACCESSORIES

| ΚΩΔΙΚΟΣ CODE | ΠΕΡΙΓΡΑΦΗ | DESCRIPTION | ΣΧΗΜΑ FIGURE |
|---|---|---|---|
| 9006 | ΜΟΝΩΤΙΚΗ ΠΡΟΣΘΗΚΗ ΟΔΗΓΟΥ 225-22 | Insulating bar for frame profiles 225-22 | 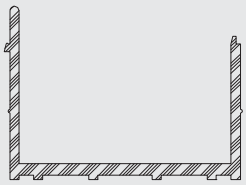 |
| 5900 | ΠΕΛΜΑ ΚΑΣΑΣ 225 | Elastic sealing flange for 225 frame profiles | 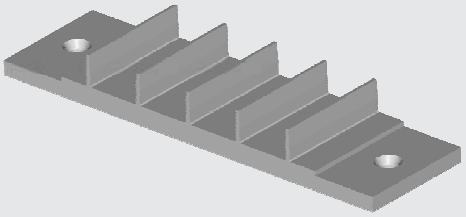 |
| 3543 | ΠΕΛΜΑ ΚΑΣΑΣ No 215<br>**Για τον οδηγό 225-22** | Plastic flange for frame, No 215<br>**For frame 225-22** | 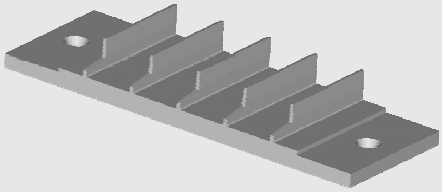 |
| 6301 | ΑΝΟΞΕΙΔΩΤΗ ΡΑΓΑ 220 (Βέργα 6m) | Stainless steel rail 220 (6m bar) | |
| 6300 | ΡΑΓΑ ΠΟΛΥΑΜΙΔΙΟΥ 210 (Βέργα 6m) | Polyamide rail 210 (6m bar) | |
| 5901 | ΣΤΟΠΕΡ ΦΙΛΗΤΟΥ No 225 (31mm)<br>**Για τους οδηγούς 225-02, 225-03, 225-04 & 225-05**<br>**ΛΕΥΚΟ - ΜΑΥΡΟ** | Stopper for adjoining system No 225 (31mm)<br>**For frames 225-02, 225-03, 225-04 & 225-05,**<br>**White - Black** |  |
| 5779 | ΣΤΟΠΕΡ ΦΙΛΗΤΟΥ No 215004 (26mm)<br>**Για τους οδηγούς 225-15, 225-21 & 225-43**<br>**ΛΕΥΚΟ - ΜΑΥΡΟ** | Stopper for adjoining system No 215004 (26mm)<br>**For frames 225-15, 225-21 & 225-43**<br>**White - Black** |  |

## ΕΞΑΡΤΗΜΑΤΑ / ACCESSORIES

| ΚΩΔΙΚΟΣ<br>CODE | ΠΕΡΙΓΡΑΦΗ | DESCRIPTION | ΣΧΗΜΑ<br>FIGURE |
|---|---|---|---|
| 4130 | ΣΤΟΠΕΡ ΦΙΛΗΤΟΥ<br>No 207005 (22mm)<br><br>**Για τους οδηγούς**<br>**225-04, 225-05, 225-22,**<br>**225-43 & 225-44**<br>**ΛΕΥΚΟ - ΜΑΥΡΟ** | Stopper for adjoining system No 207005 (22mm)<br><br>**For frames**<br>**225-04, 225-05, 225-22**<br>**225-43 & 225-44**<br>**White - Black** |  |
| 5789 | ΣΤΟΠΕΡ ΦΙΛΗΤΟΥ<br>No 210 (8 mm)<br><br>**Για τον οδηγό 225-14**<br>**ΛΕΥΚΟ - ΜΑΥΡΟ** | Stopper for adjoining system No 210 (8 mm)<br><br>**For frame 225-14**<br>**White - Black** |  |
| 9005 | ΚΟΥΜΠΩΜΑ<br>ΑΝΤΙΚΩΝΩΠΙΚΟ<br>EXALCO<br>(Βέργα 3m) | Plastic clip for mosquito-net frame<br>EXALCO<br>(3m Bar) | 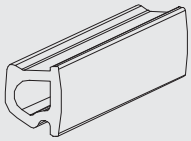 |
| 5155 | ΒΟΥΡΤΣΑΚΙ<br>ΣΤΕΓΑΝΩΣΗΣ<br>No 7 | Strip brush No 7 | |
| 5456 | ΒΟΥΡΤΣΑΚΙ<br>ΣΤΕΓΑΝΩΣΗΣ<br>No 10 | Strip brush No 10 | |
| 5119 | ΛΑΣΤΙΧΟ<br>No 4 | Bubble gasket<br>No 4 | |
| 5800-2 | ΛΑΣΤΙΧΟ<br>No 30 | Bubble gasket<br>No 30 | |

## ΕΞΑΡΤΗΜΑΤΑ / ACCESSORIES

| ΚΩΔΙΚΟΣ<br>CODE | ΠΕΡΙΓΡΑΦΗ | DESCRIPTION | ΣΧΗΜΑ<br>FIGURE |
|---|---|---|---|
| 5800-44 | ΛΑΣΤΙΧΟ<br>No 225 | Bubble gasket<br>No 225 | |
| 5800-10 | ΛΑΣΤΙΧΟ No 43B<br>ΑΠΟ EPDM | EPDM gasket<br>No 43B | |
| 5800-12 | ΛΑΣΤΙΧΟ No 49<br>ΑΠΟ EPDM | EPDM gasket<br>No 49 | |
| 5229 | ΠΡΕΣΑ 7000 | Press 7000 |  |
| 3286 | ΠΡΕΣΑ 125 | Press 125 |  |

## ΟΔΗΓΙΕΣ ΣΥΝΑΡΜΟΛΟΓΗΣΗΣ
## ASSEMBLY INSTRUCTIONS

**ΣΗΜΕΙΩΣΗ / NOTE**

Η κοπή των οδηγών στο πριόνι γίνεται με ενσωματωμένη την μονωτική προσθήκη.
Κατά την διαδικασία ανοίγματος νεροχύτων η μονωτική προσθήκη αφαιρείται απο τους οδηγούς.

When cutting the frame profile, keep the insulating bar in position.
When piercing for draining holes,remove the bar.

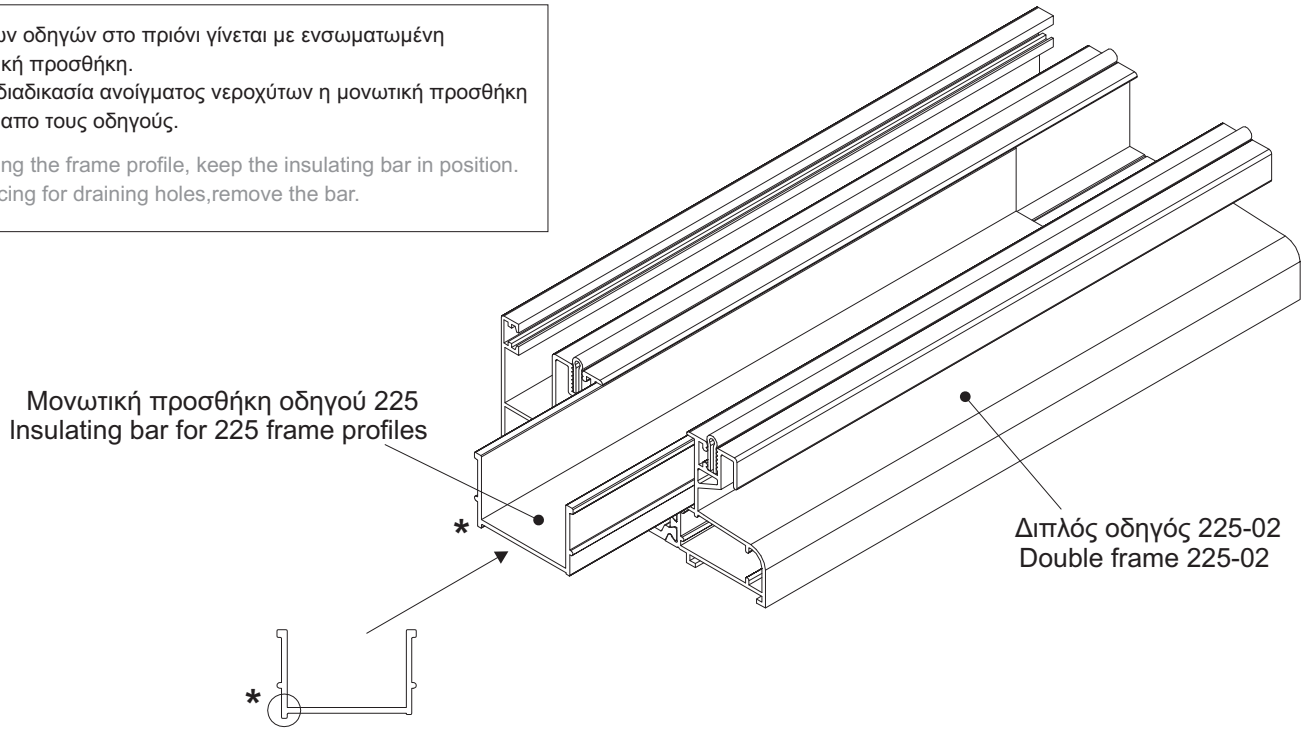


**ΣΗΜΕΙΩΣΗ / NOTE**

Ειδικά για την περίπτωση του τριπλού οδηγού 225-03, απαιτείται χρήση και δεύτερης μονωτικής προσθήκης η οποία τοποθετείται ανάστροφα.

When using the 225-03 frame profile, a second insulating bar is necessary, which must be reverse.

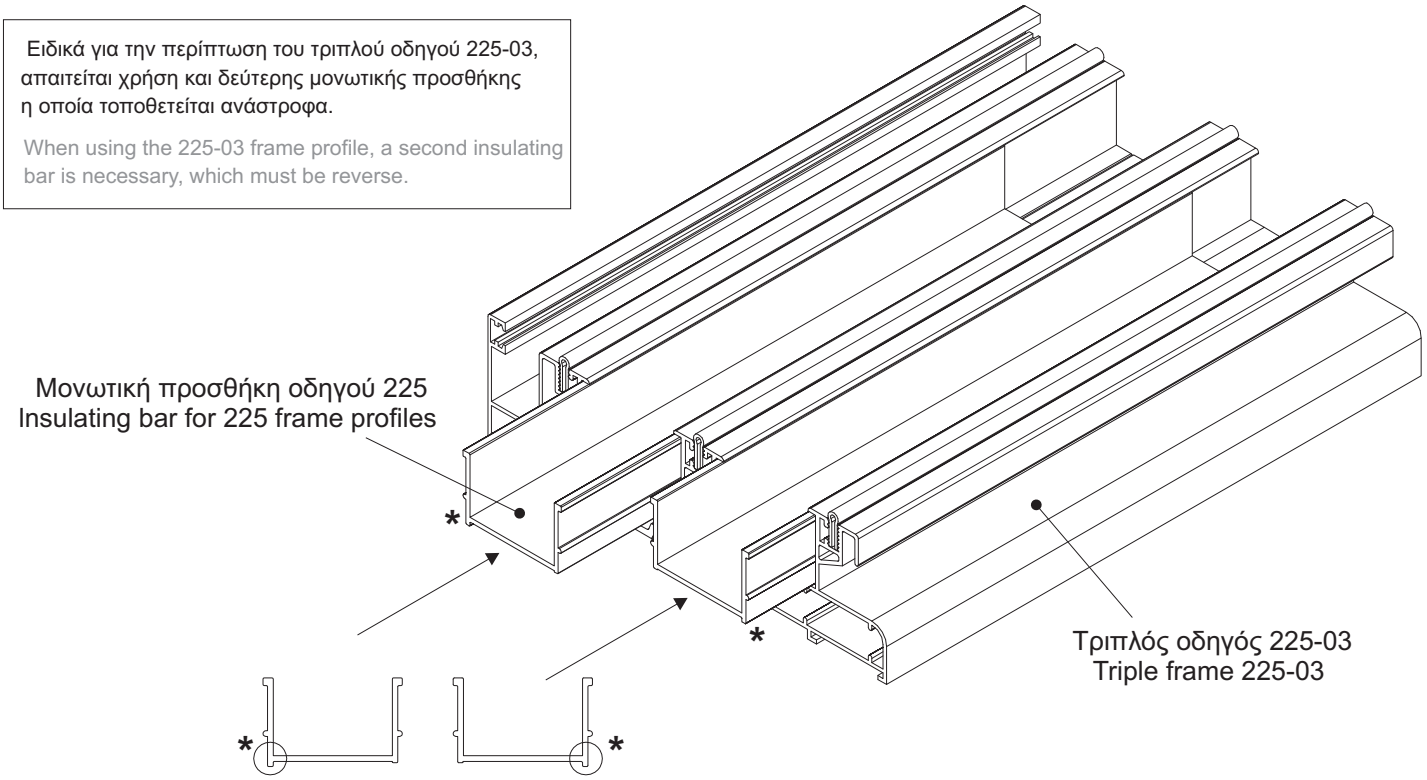

## ΟΔΗΓΟΙ ΓΙΑ ΤΗΝ ΑΝΤΙΚΑΤΑΣΤΑΣΗ
## FRAMES FOR REPLACEMENT

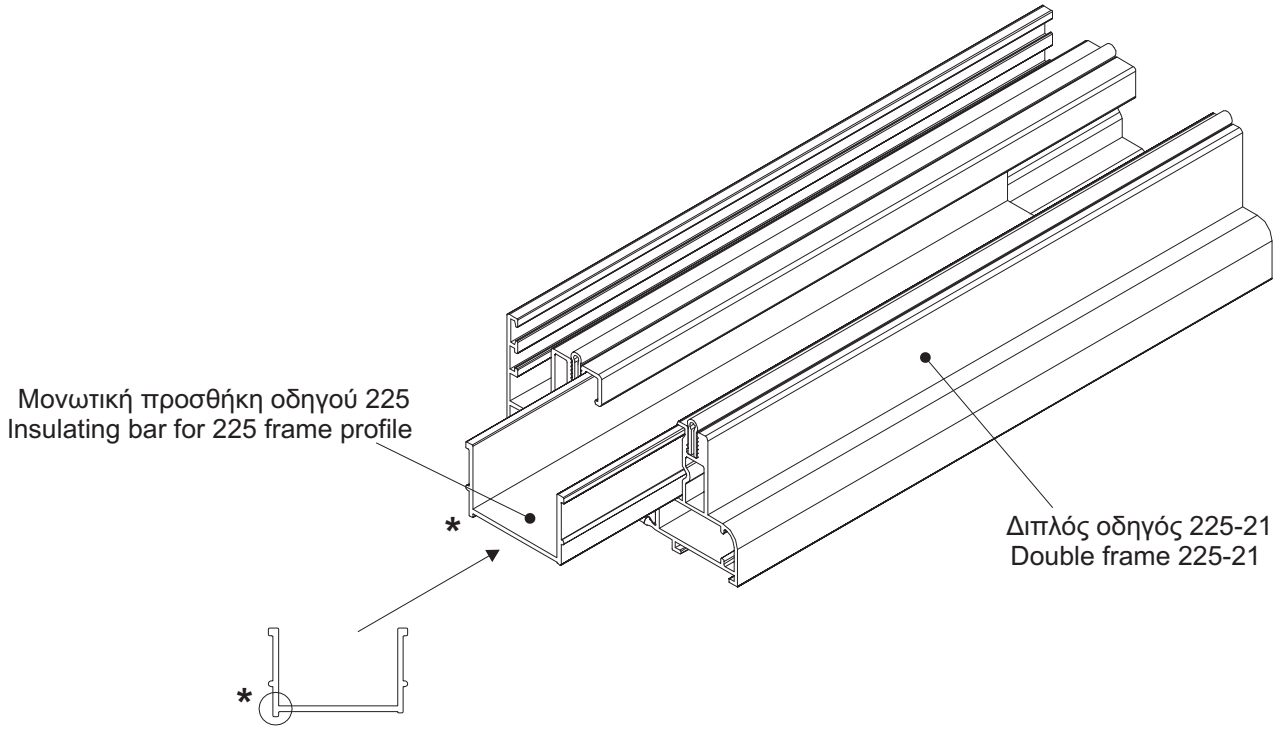


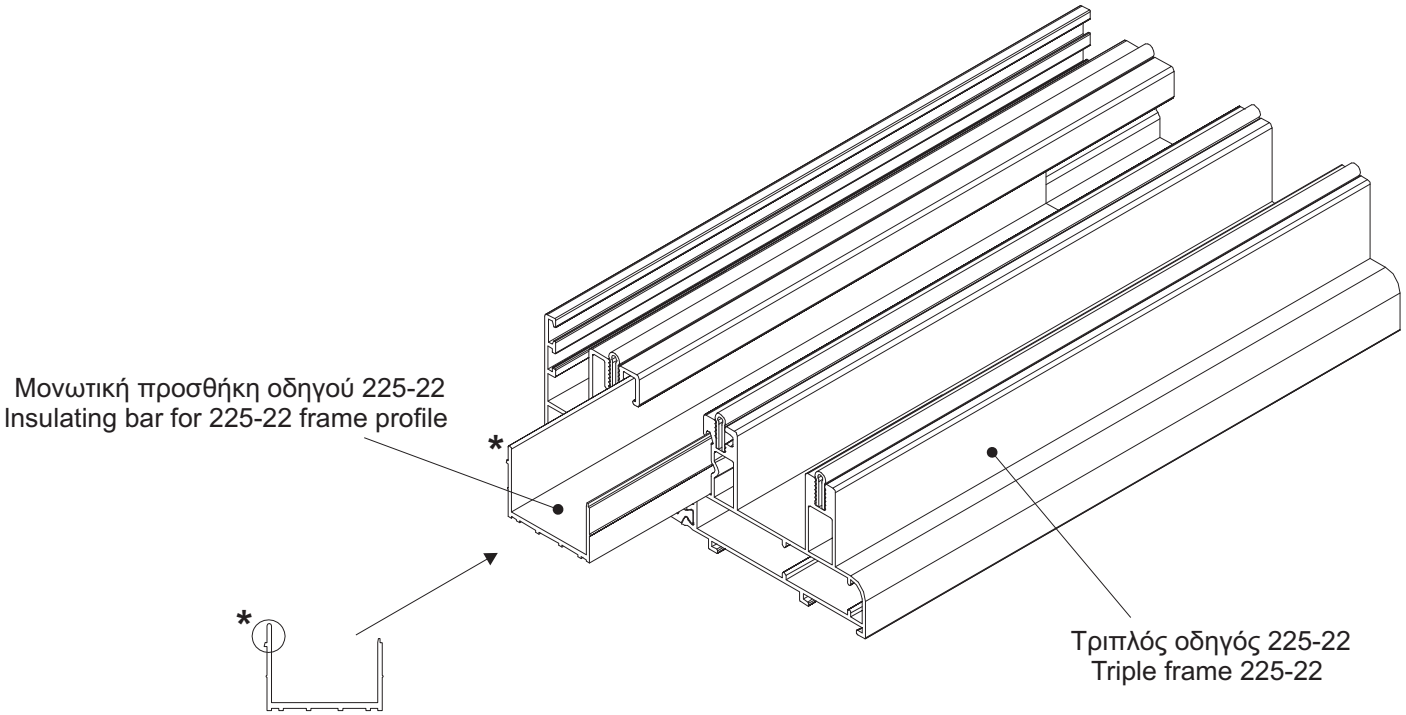

## ΟΔΗΓΟΙ ΓΙΑ ΤΗΝ ΑΝΤΙΚΑΤΑΣΤΑΣΗ
## FRAMES FOR REPLACEMENT

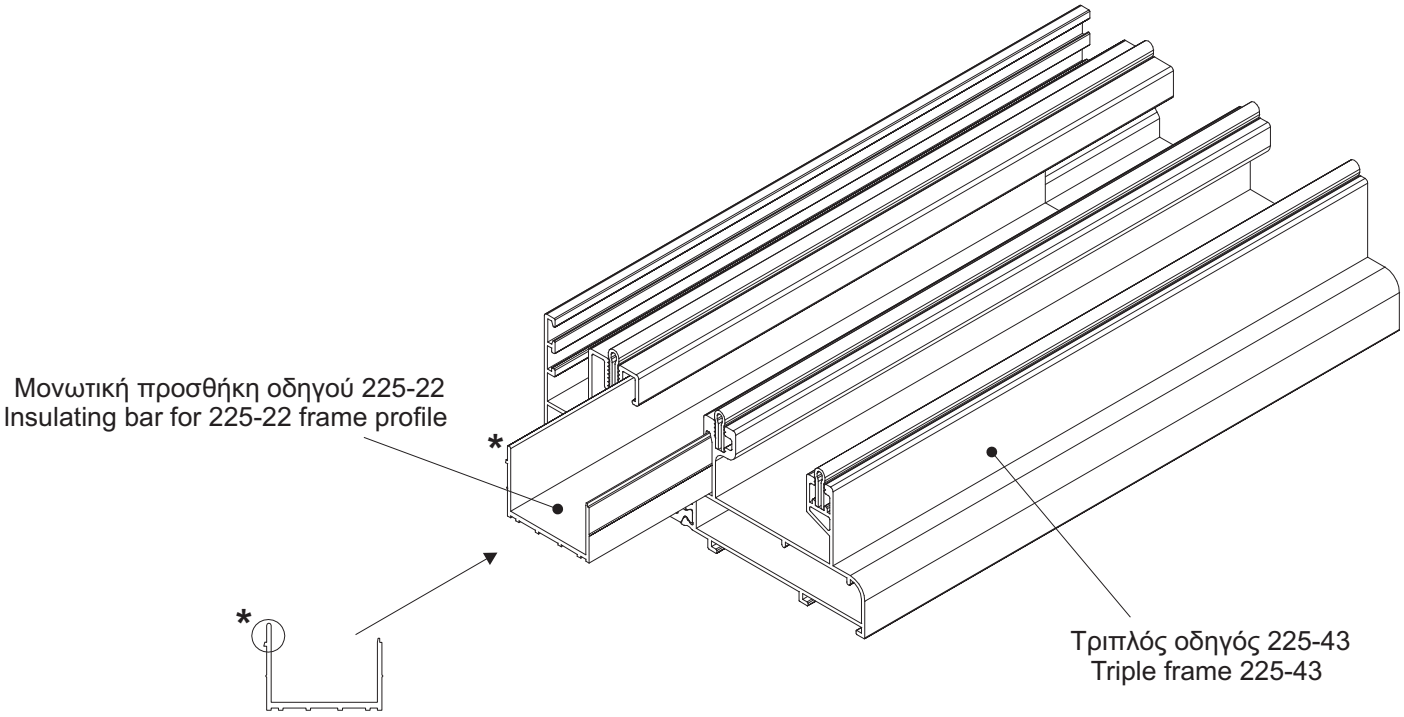


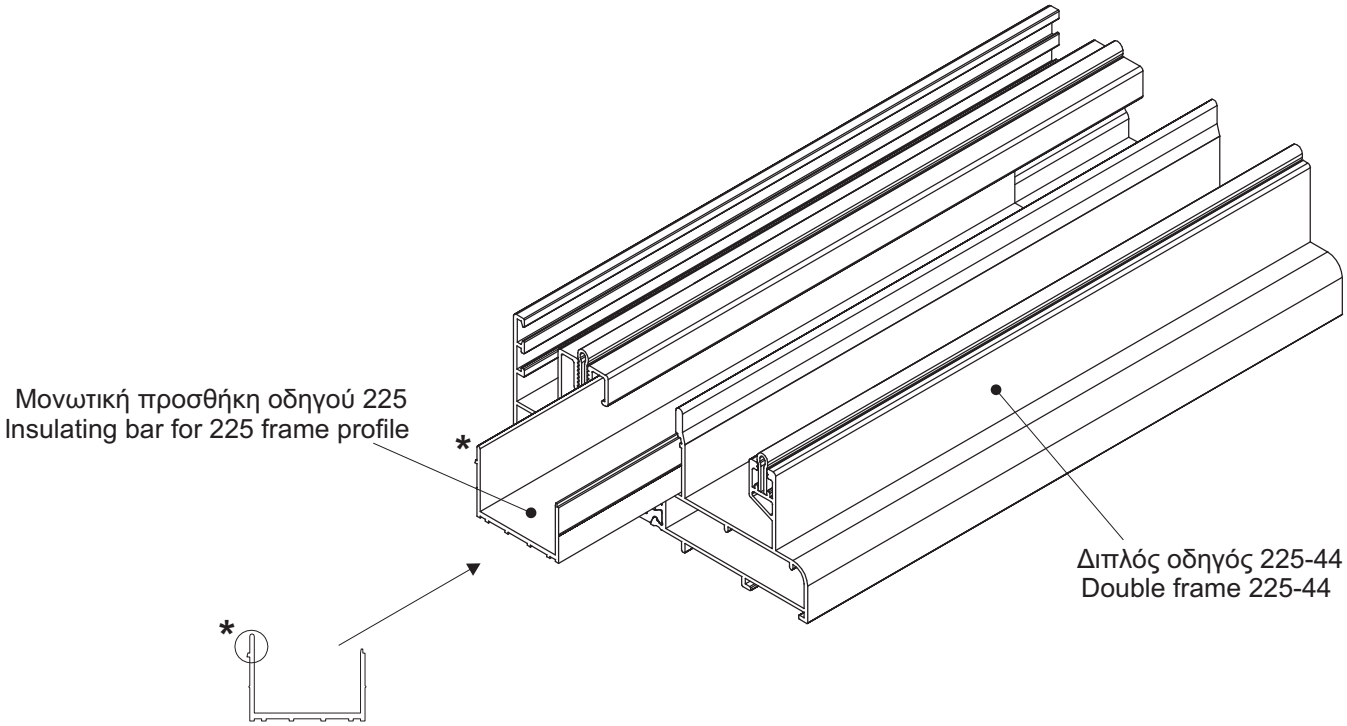

**ΟΔΗΓΙΕΣ ΣΥΝΑΡΜΟΛΟΓΗΣΗΣ**
**ASSEMBLY INSTRUCTIONS**

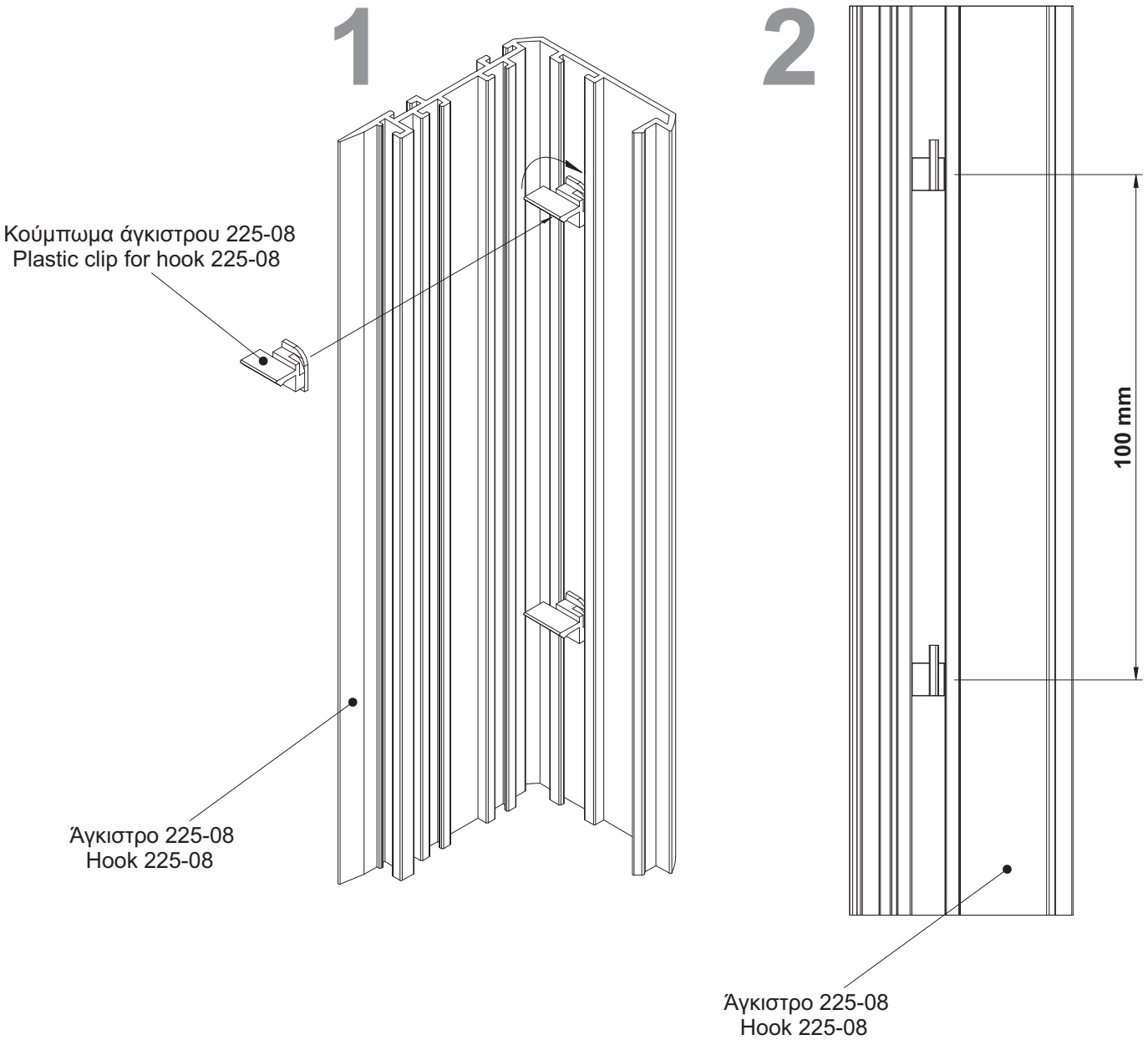


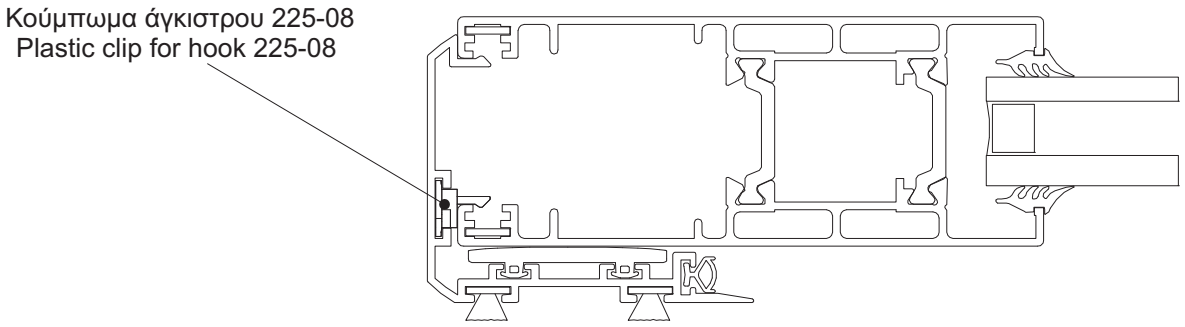

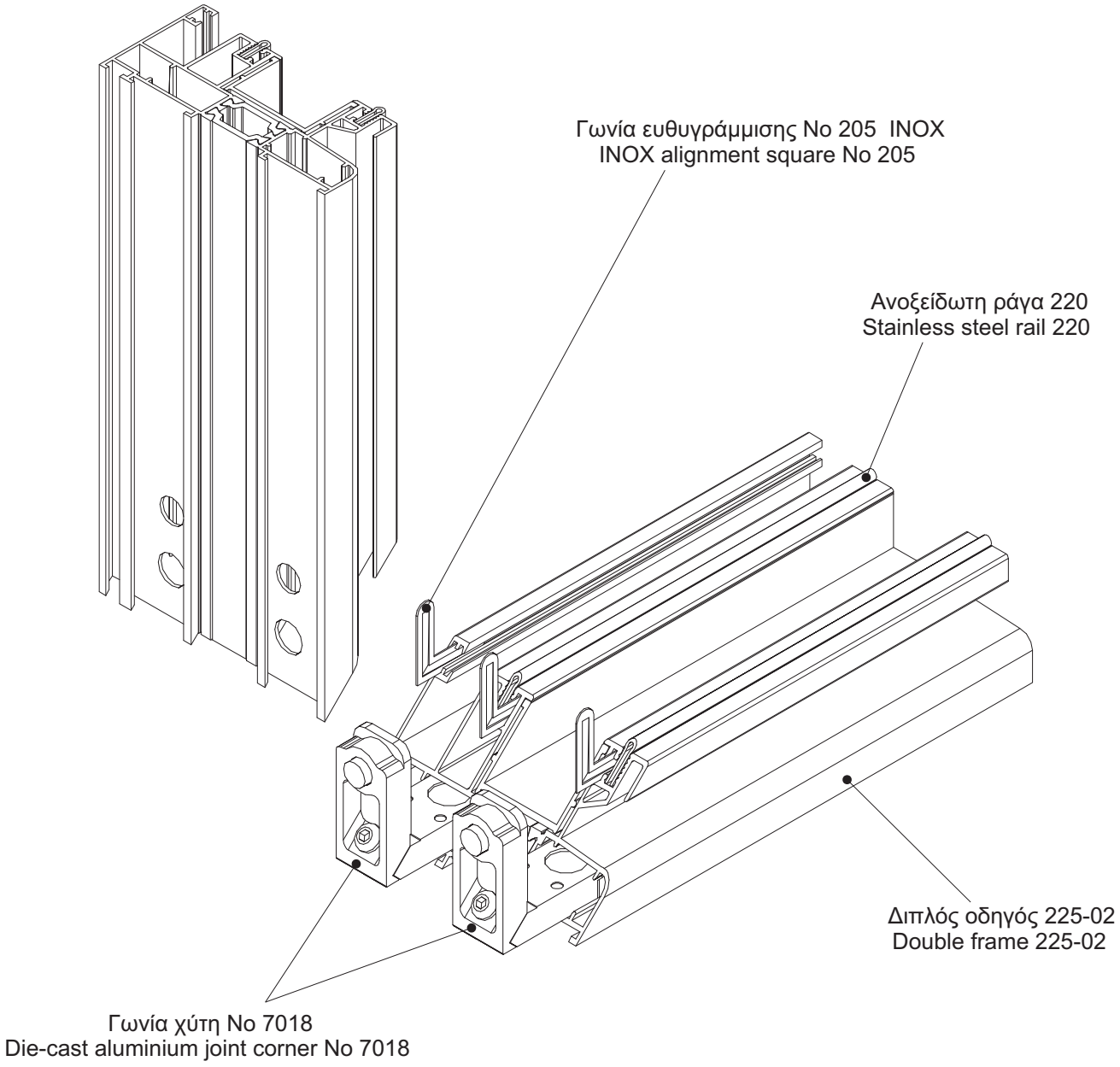
Γωνία ευθυγράμμισης No 205 INOX
INOX alignment square No 205
Ανοξείδωτη ράγα 220
Stainless steel rail 220
Διπλός οδηγός 225-02
Double frame 225-02
Γωνία χύτη No 7018
Die-cast aluminium joint corner No 7018

**ΟΔΗΓΙΕΣ ΣΥΝΑΡΜΟΛΟΓΗΣΗΣ**
**ASSEMBLY INSTRUCTIONS**

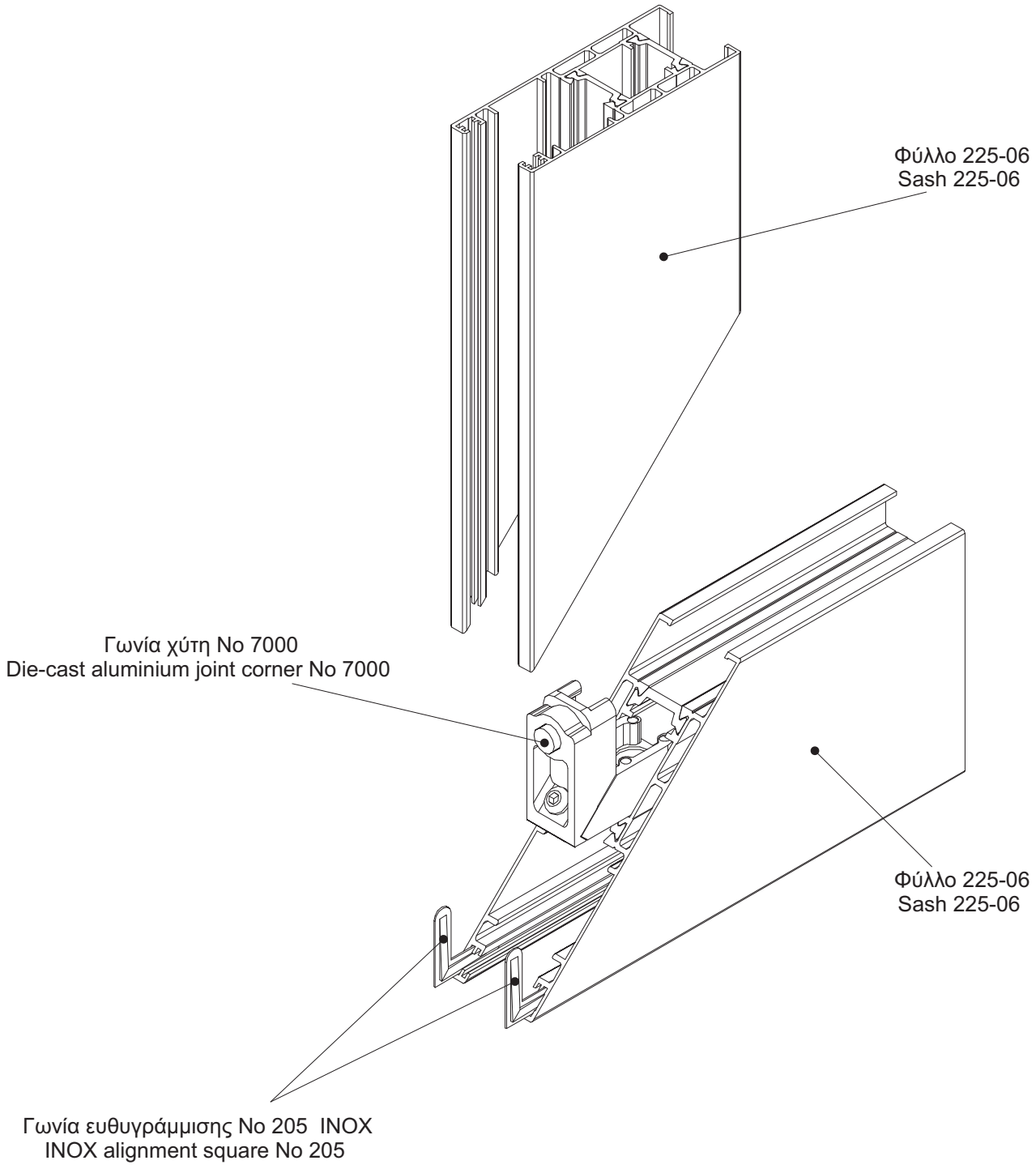

# ΕΞΑΡΤΗΜΑ ΠΡΟΣΘΗΚΗ ΓΙΑ ΜΗΧΑΝΙΣΜΟ ΚΛΕΙΔΩΜΑΤΟΣ 2 & 3 ΣΗΜΕΙΩΝ (ALBIO 225) (GU) (ΚΩΔ.:3559)

## 2 & 3 LOCKING POINTS MECHANISM ADDITIONAL ACCESSORY (ALBIO 225) (GU) (CODE:3559)

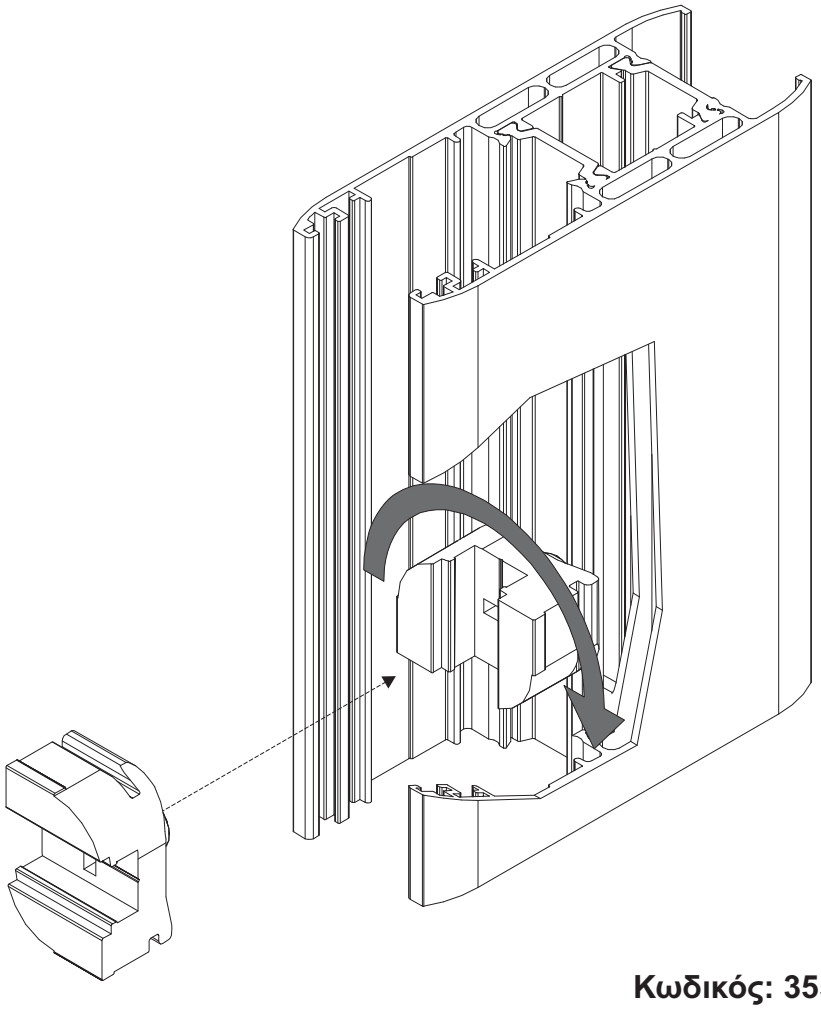

**ΣΥΝΕΡΓΑΖΕΤΑΙ ΜΕ ΤΟ ΠΡΟΦΙΛ 225-07**

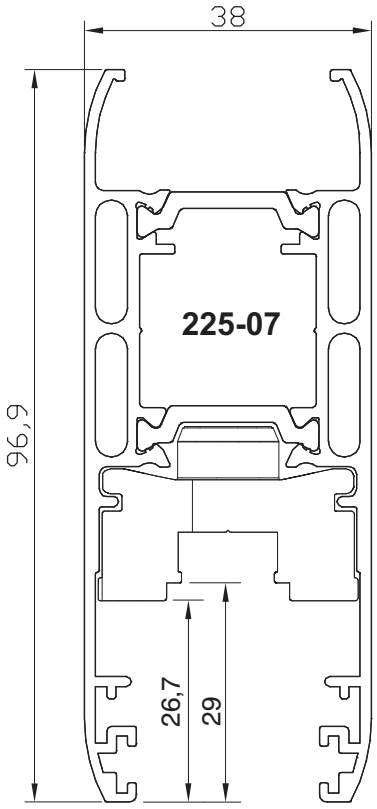


**Κλίμακα. 1 : 1**

**Κωδικός: 3559**
**Code : 3559**

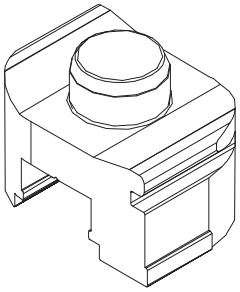

**ΟΔΗΓΙΕΣ ΣΥΝΑΡΜΟΛΟΓΗΣΗΣ**
**ASSEMBLY INSTRUCTIONS**

Στόπερ φιλητού No 225
(31 mm) (Κωδ.: 5901)
Stopper for adjoining system No 225
(31 mm) (Code: 5901)

1

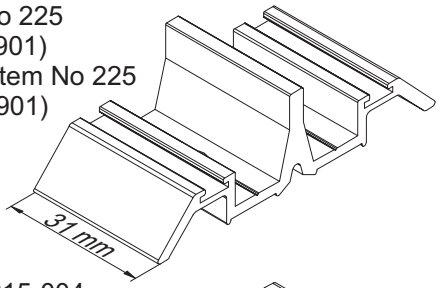


Στόπερ φιλητού No 215-004
(26 mm) (Κωδ.: 5779)
Stopper for adjoining system No 215-004
(26 mm) (Code: 5779)

2

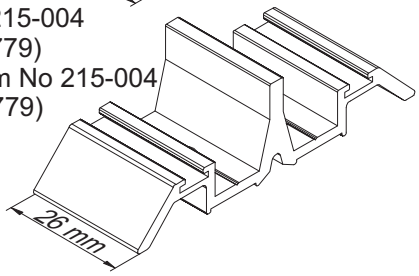


Στόπερ φιλητού No 207-005
(22 mm) (Κωδ.: 4130)
Stopper for adjoining system No 207-005
(22 mm) (Code: 4130)

3

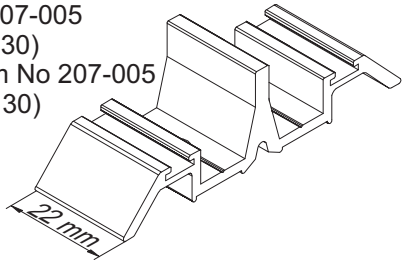


Στόπερ φιλητού No 210
(8 mm) (Κωδ.: 5789)
Stopper for adjoining system No 210
(8 mm) (Code: 5789)

4

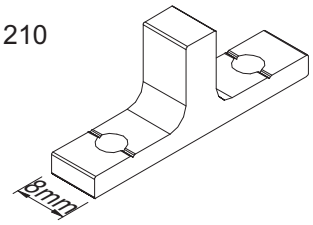


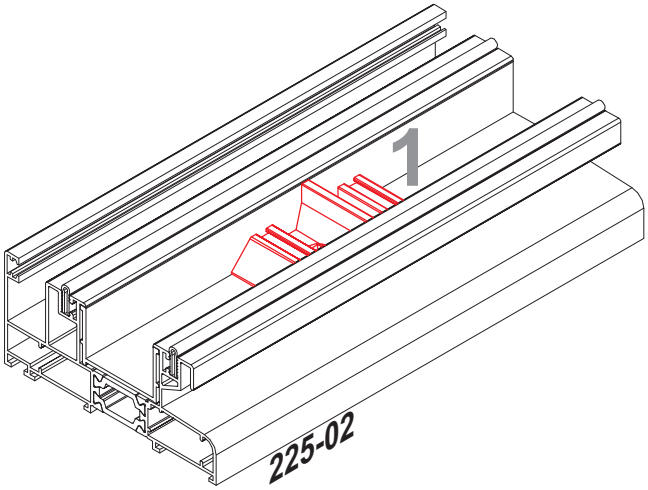


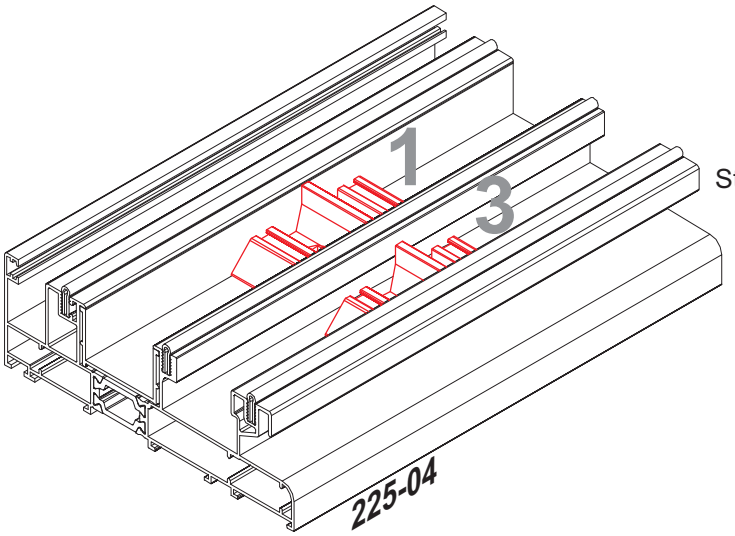


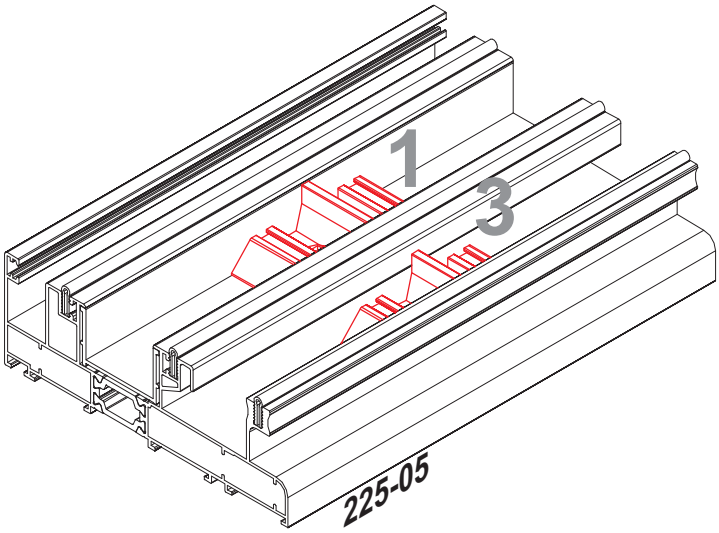


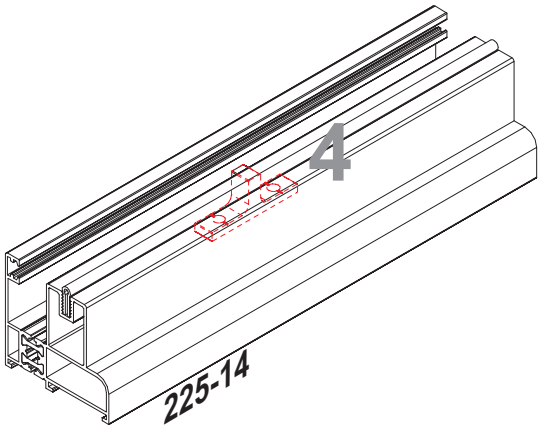

## ΟΔΗΓΙΕΣ ΣΥΝΑΡΜΟΛΟΓΗΣΗΣ
## ASSEMBLY INSTRUCTIONS

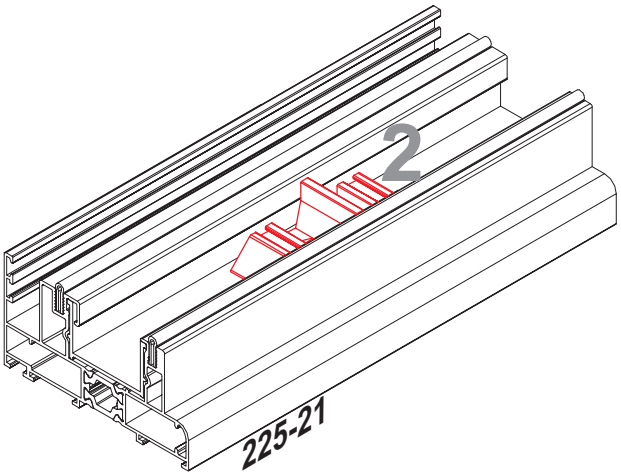


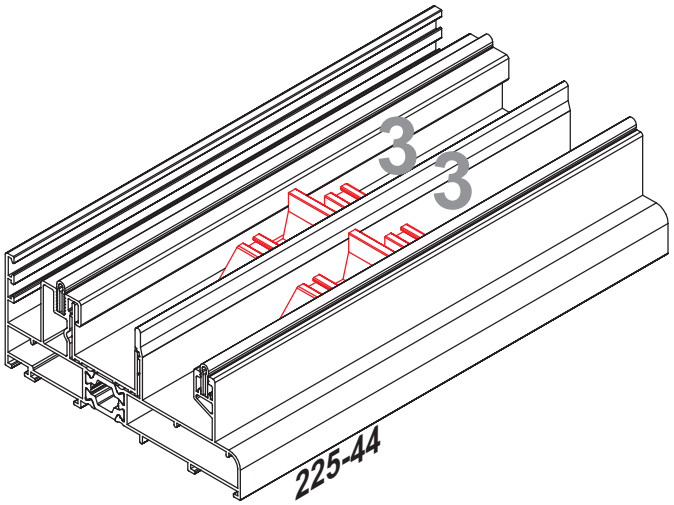


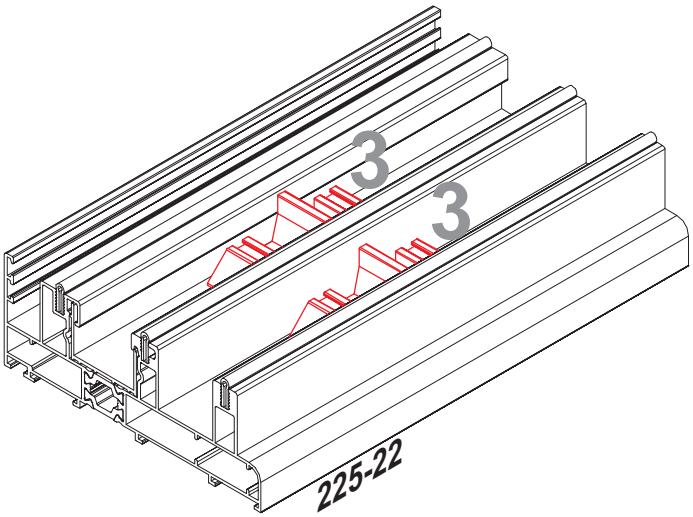


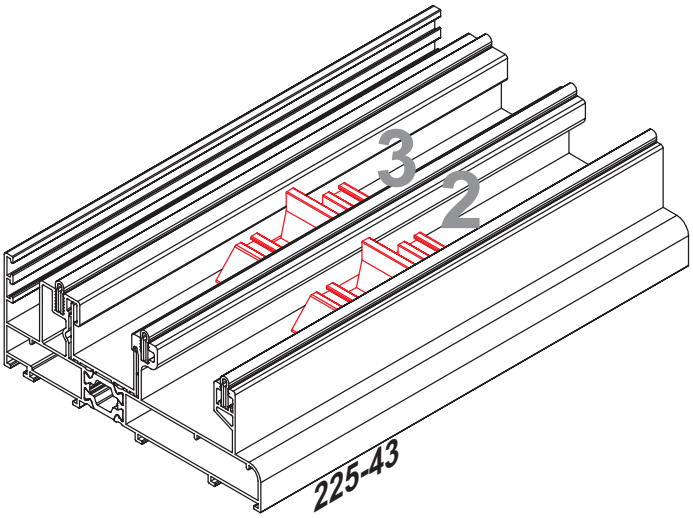

**ΟΔΗΓΙΕΣ ΣΥΝΑΡΜΟΛΟΓΗΣΗΣ**
**ASSEMBLY INSTRUCTIONS**

# A.

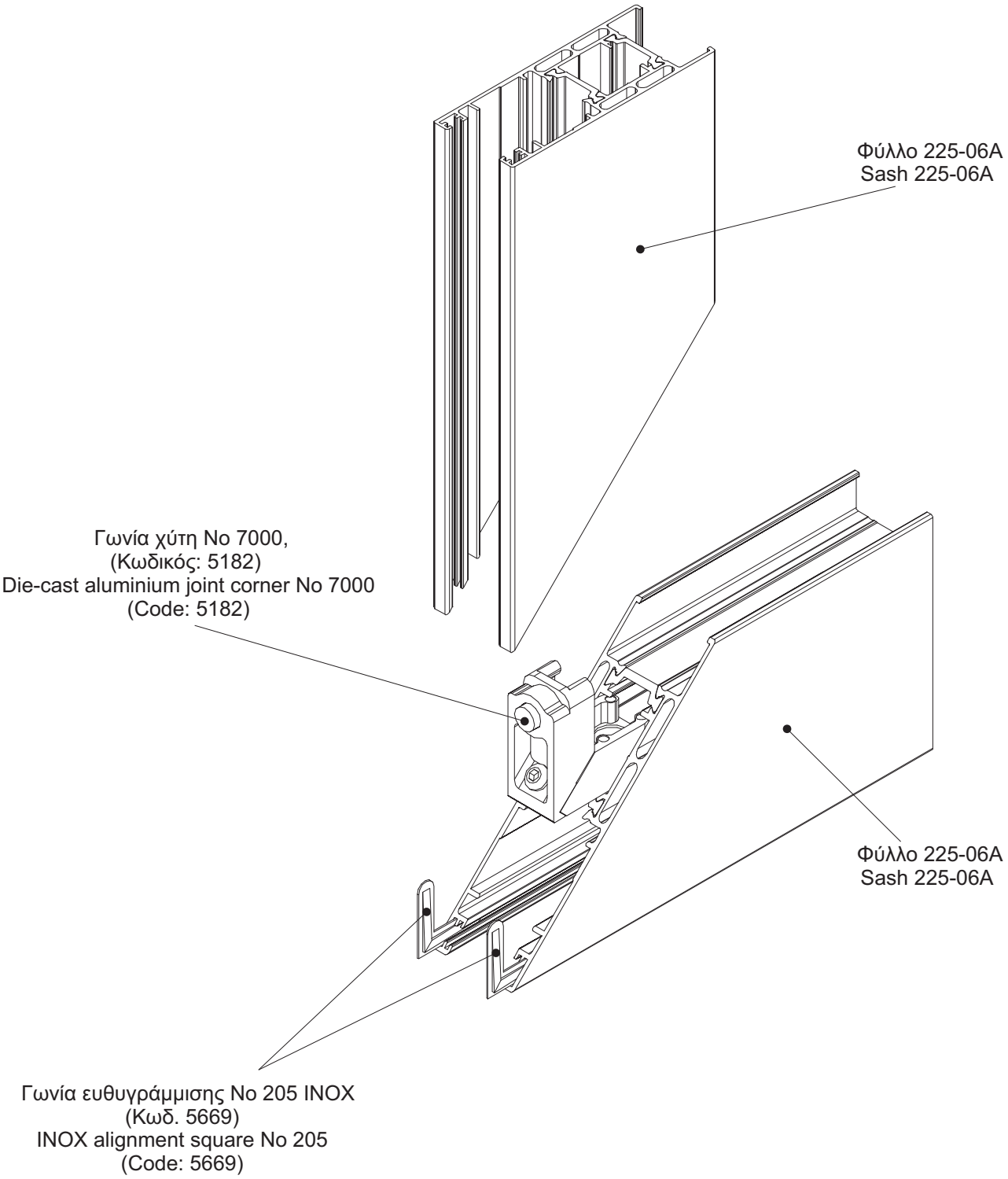

# B.

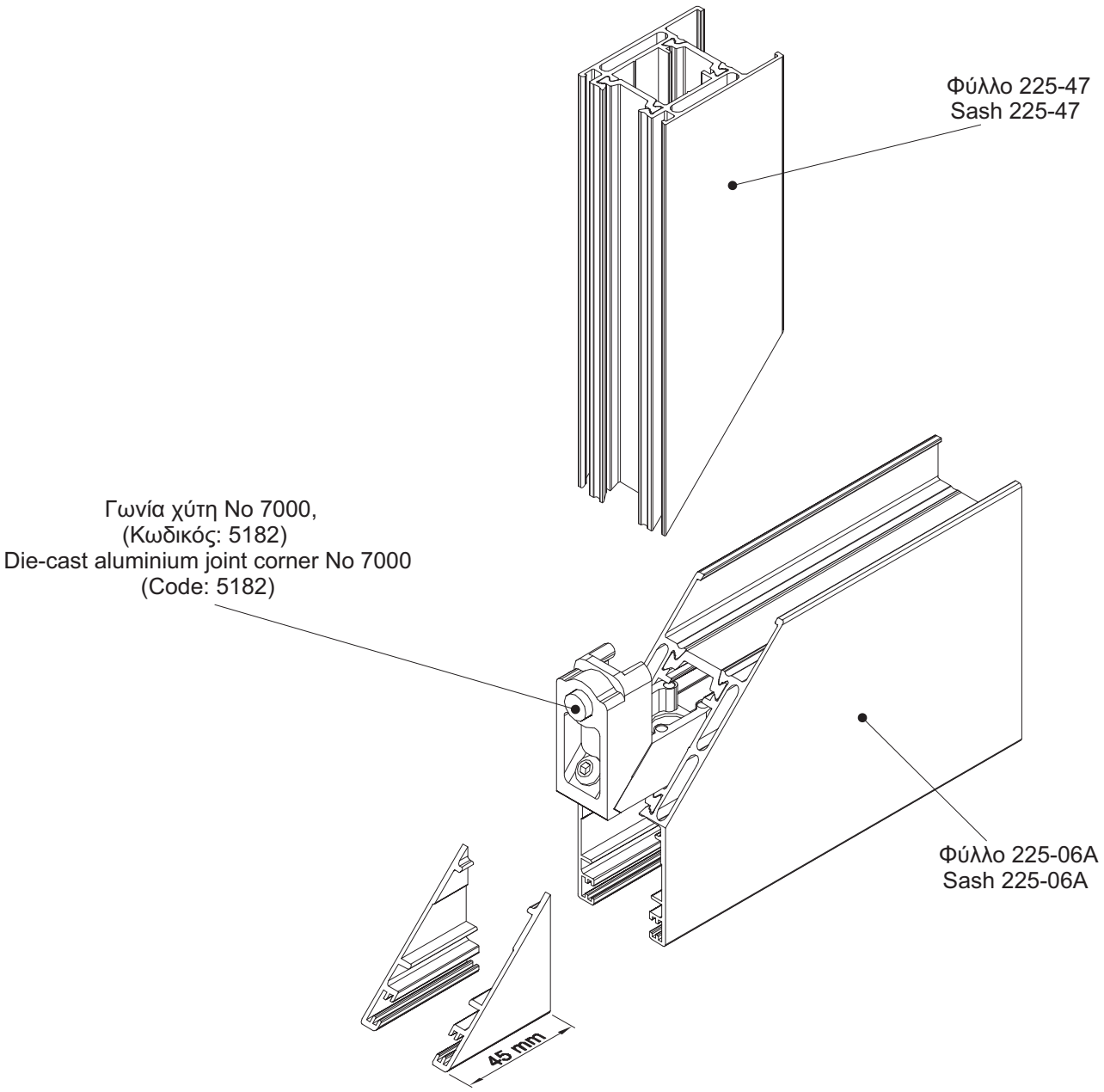
Φύλλο 225-47
Sash 225-47
Γωνία χύτη No 7000,
(Κωδικός: 5182)
Die-cast aluminium joint corner No 7000
(Code: 5182)
Φύλλο 225-06A
Sash 225-06A
45 mm

# C.

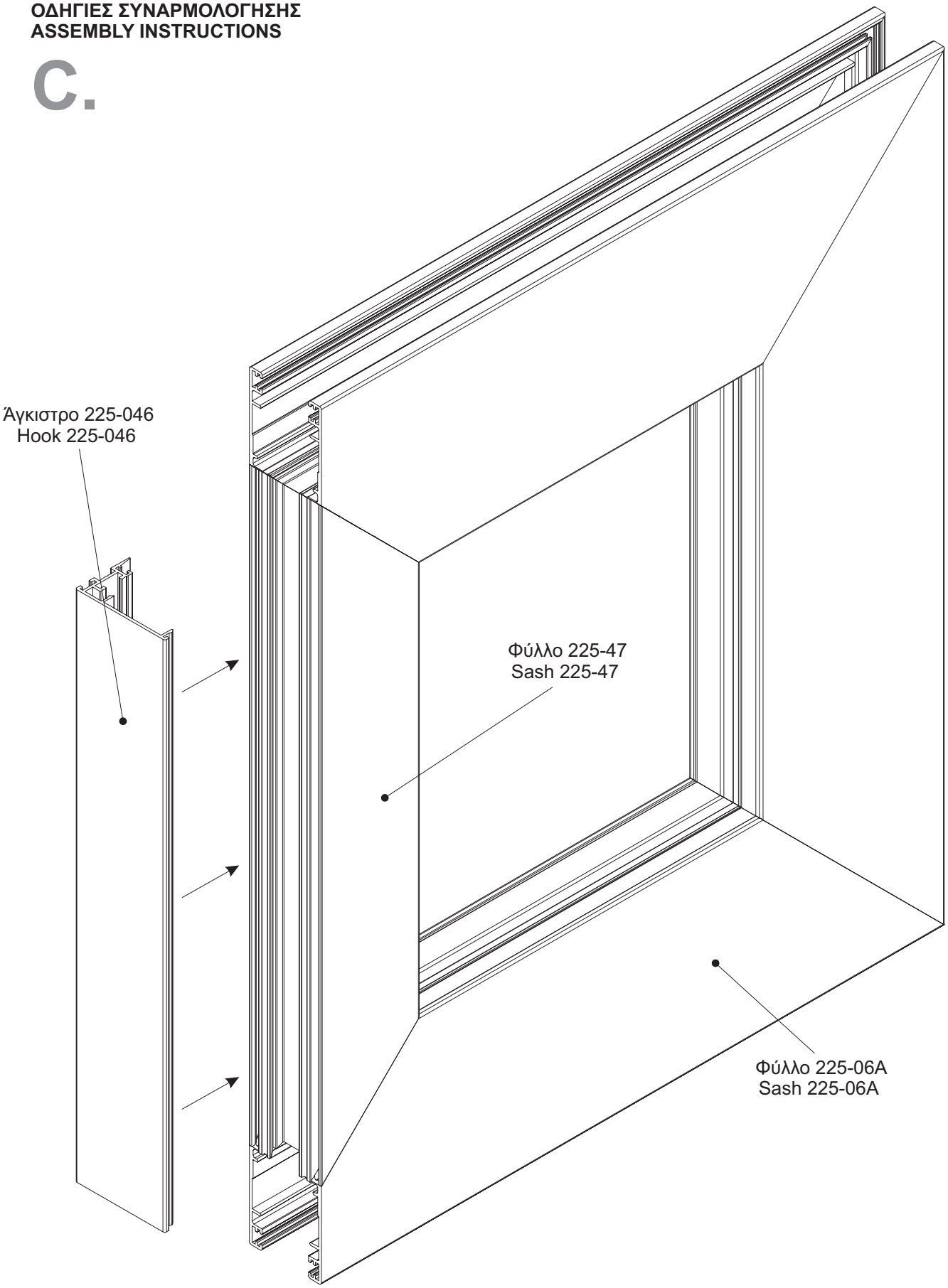
Άγκιστρο 225-046
Hook 225-046
Φύλλο 225-47
Sash 225-47
Φύλλο 225-06A
Sash 225-06A

**ΟΔΗΓΙΕΣ ΣΥΝΑΡΜΟΛΟΓΗΣΗΣ**
**ASSEMBLY INSTRUCTIONS**

# D.

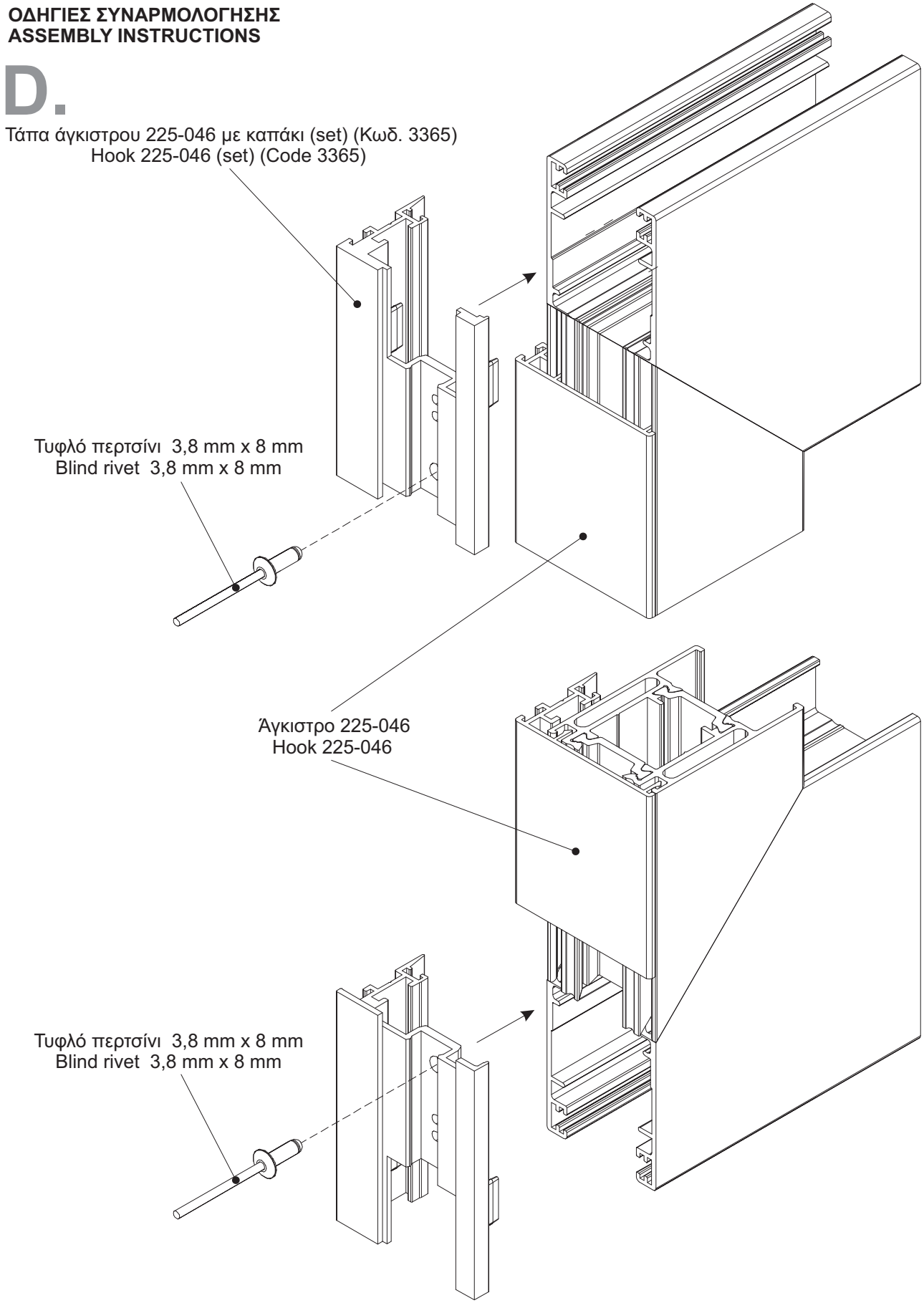

**ΟΔΗΓΙΕΣ ΣΥΝΑΡΜΟΛΟΓΗΣΗΣ**
**ASSEMBLY INSTRUCTIONS**

# E.

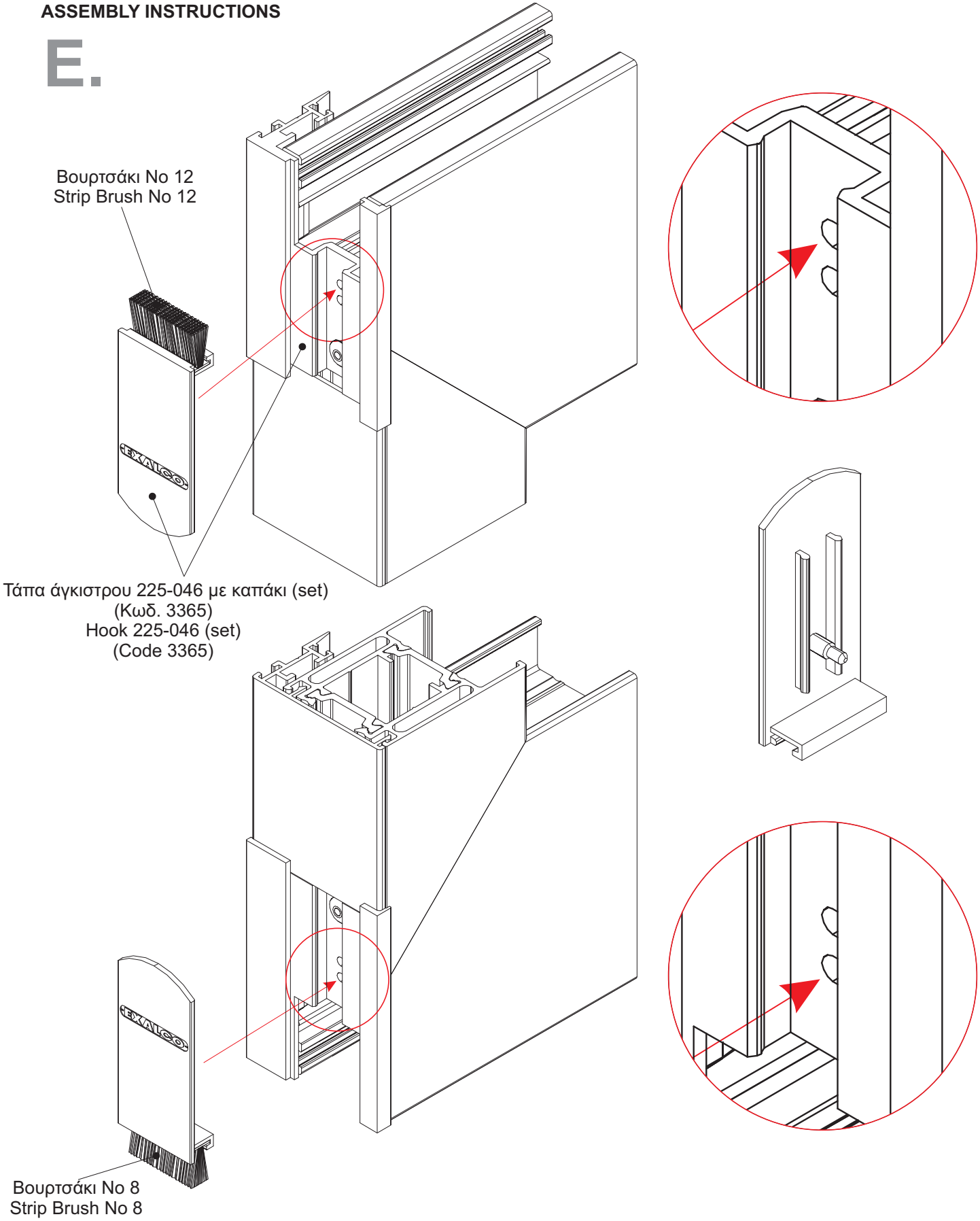

## ΤΡΥΠΗΜΑ ΦΥΛΛΟΥ 225 ΓΙΑ ΜΗΧ/ΜΟ IN-LINE (Roto).
## 225 SASH PROFILE PIERCING FOR IN-LINE MECHANISM (Roto).

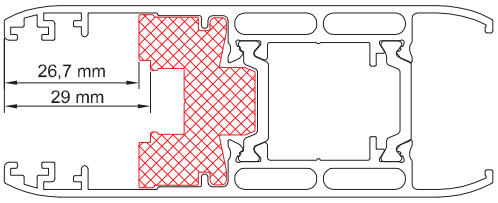


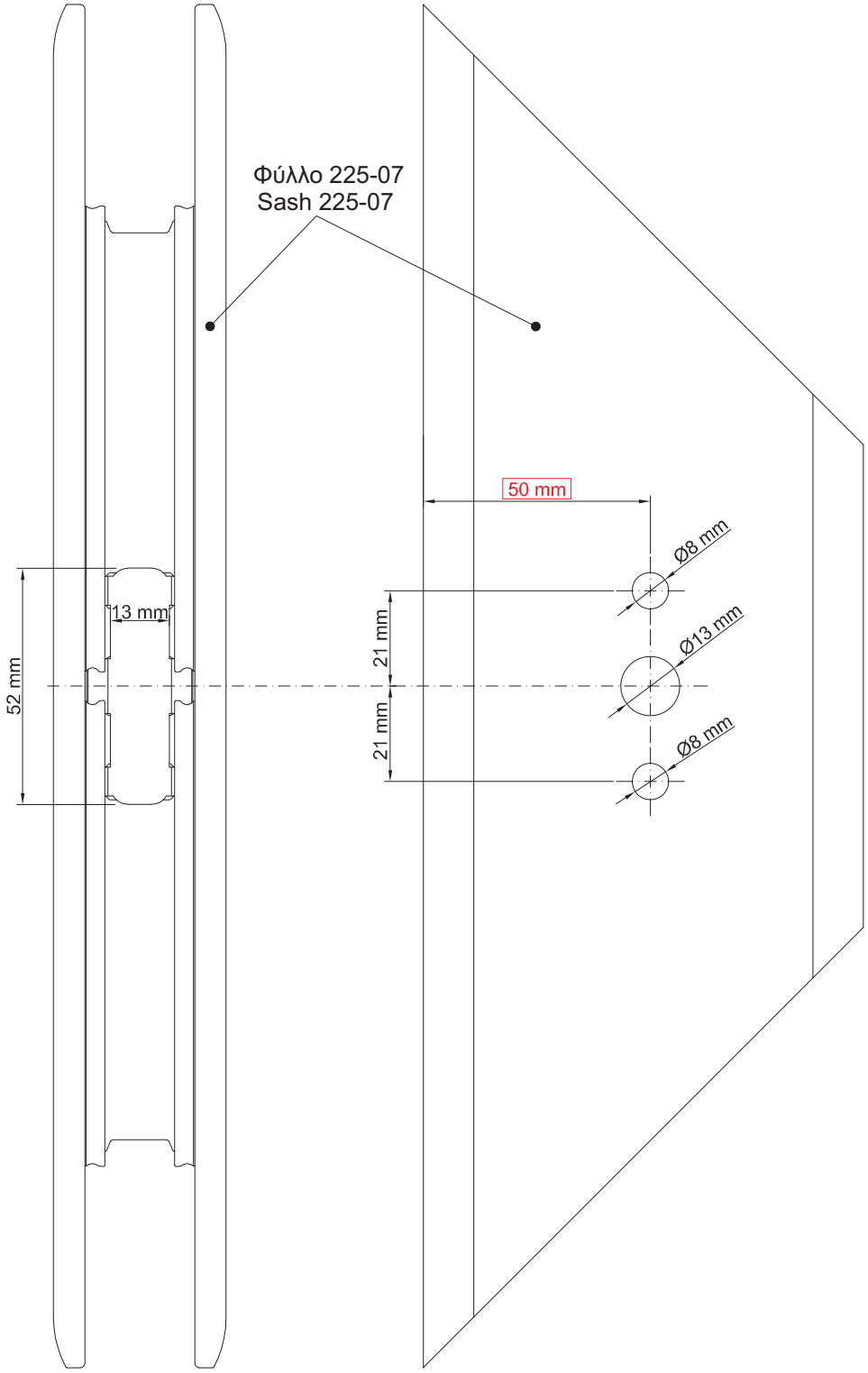

## ΟΔΗΓΙΕΣ ΣΥΝΑΡΜΟΛΟΓΗΣΗΣ
## ASSEMBLY INSTRUCTIONS

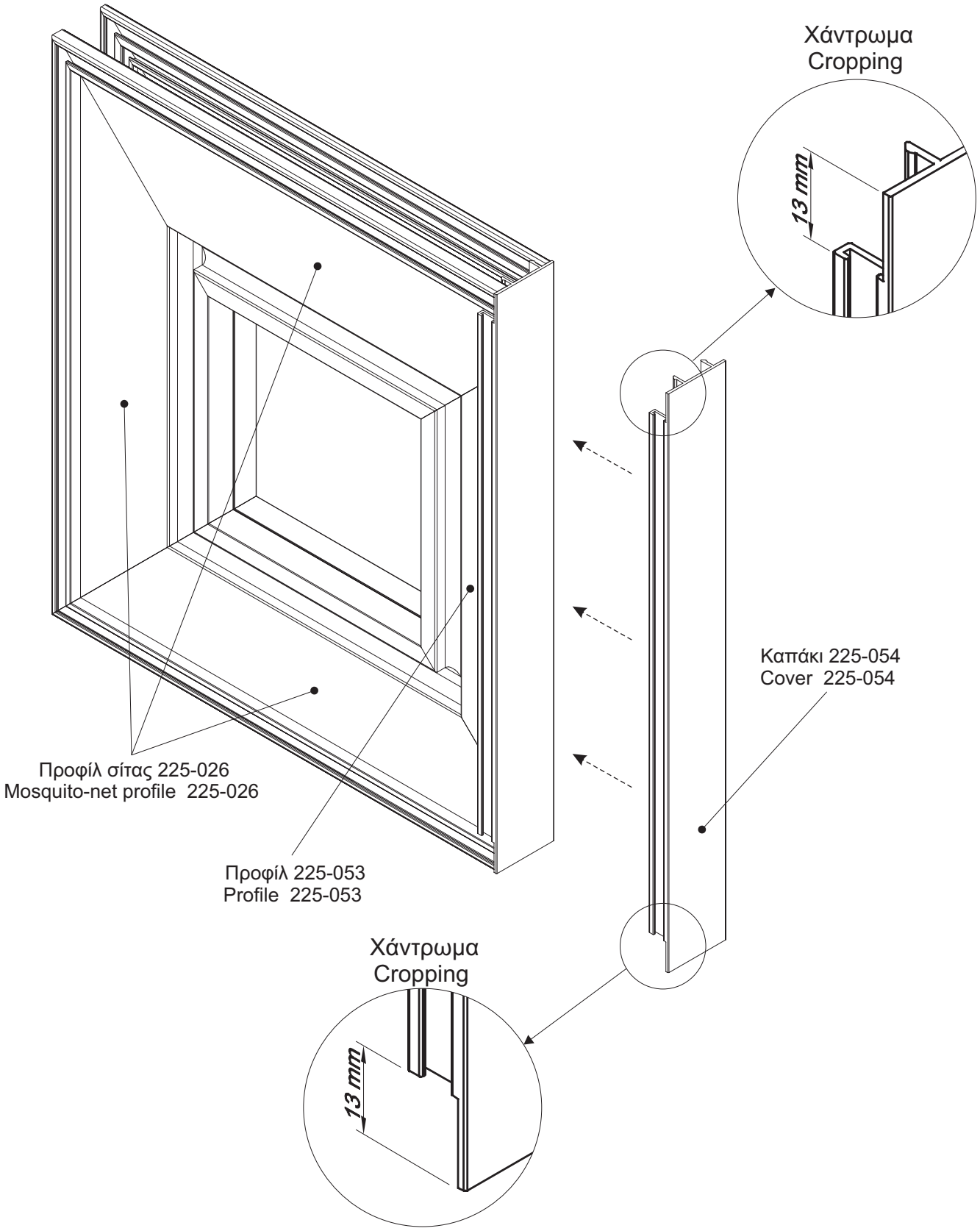

## ΜΕΤΡΑ ΚΟΠΗΣ
## CUTTING DIMENSIONS

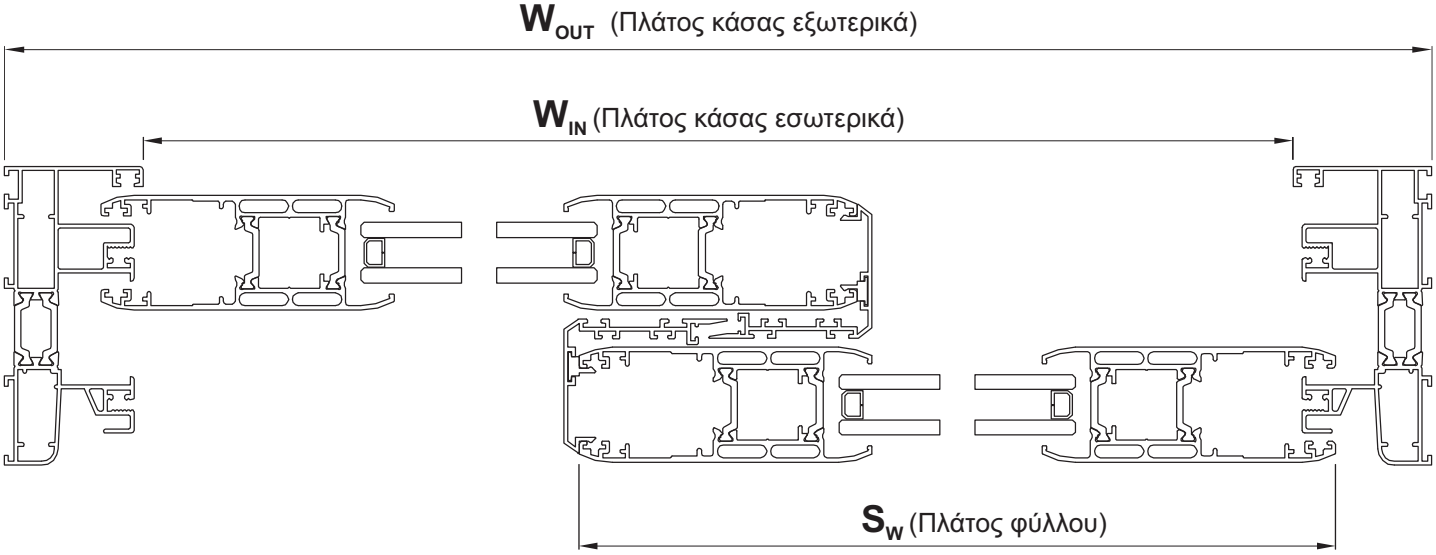


### ΠΑΡΑΘΥΡΟ ΕΠΑΛΛΗΛΟ
### Double-sash window

**ΟΔΗΓΙΕΣ ΚΟΠΗΣ ΦΥΛΛΩΝ (ΕΣΩΤΕΡΙΚΑ)**

**ΠΛΑΤΟΣ:** Μετράμε την κάσα ΜΕΣΑ-ΜΕΣΑ ,προσθέτουμε 120 mm και διαιρούμε δια 2.

**ΥΨΟΣ:** Μετράμε την κάσα ΜΕΣΑ-ΜΕΣΑ, και προσθέτουμε 22 mm.

ΠΛΑΤΟΣ ΦΥΛΛΟΥ
Width of sash

$$S_W = \frac{W_{IN} + 120}{2} \text{ mm}$$

ΥΨΟΣ ΦΥΛΛΟΥ
Height of sash

$$S_H = H_{IN} + 22 \text{ mm}$$

**ΟΔΗΓΙΕΣ ΚΟΠΗΣ ΦΥΛΛΩΝ (ΕΞΩΤΕΡΙΚΑ)**

**ΠΛΑΤΟΣ:** Μετράμε την κάσα ΕΞΩ-ΕΞΩ,προσθέτουμε 28 mm και διαιρούμε δια 2.

**ΥΨΟΣ:** Μετράμε την κάσα ΕΞΩ-ΕΞΩ, και αφαιρούμε 70 mm.

ΠΛΑΤΟΣ ΦΥΛΛΟΥ
Width of sash

$$S_W = \frac{W_{out} + 28}{2} \text{ mm}$$

ΥΨΟΣ ΦΥΛΛΟΥ
Height of sash

$$S_H = H_{out} - 70 \text{ mm}$$

ΥΨΟΣ ΑΓΚΙΣΤΡΟΥ
Height of Hook

$$= S_H - 40 \text{ mm}$$

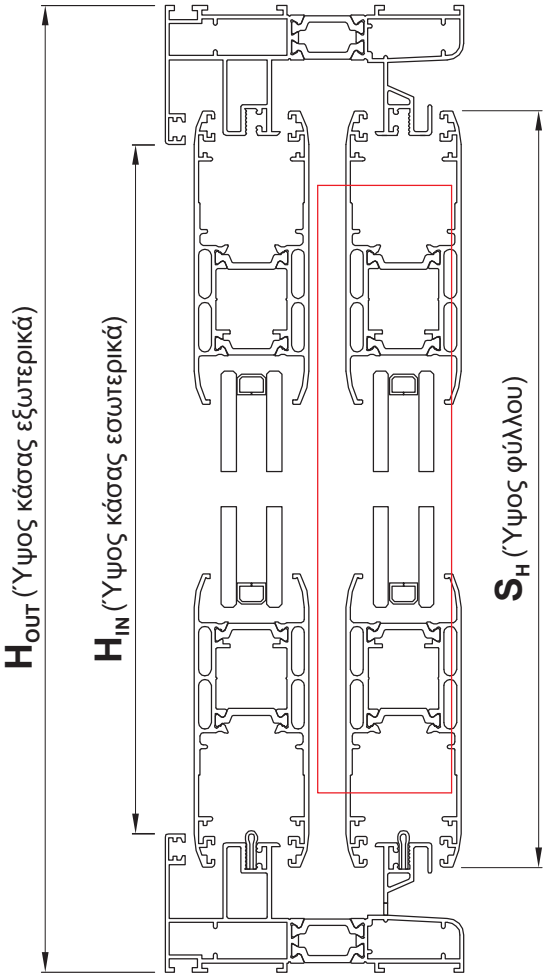

## ΜΕΤΡΑ ΚΟΠΗΣ
## CUTTING DIMENSIONS

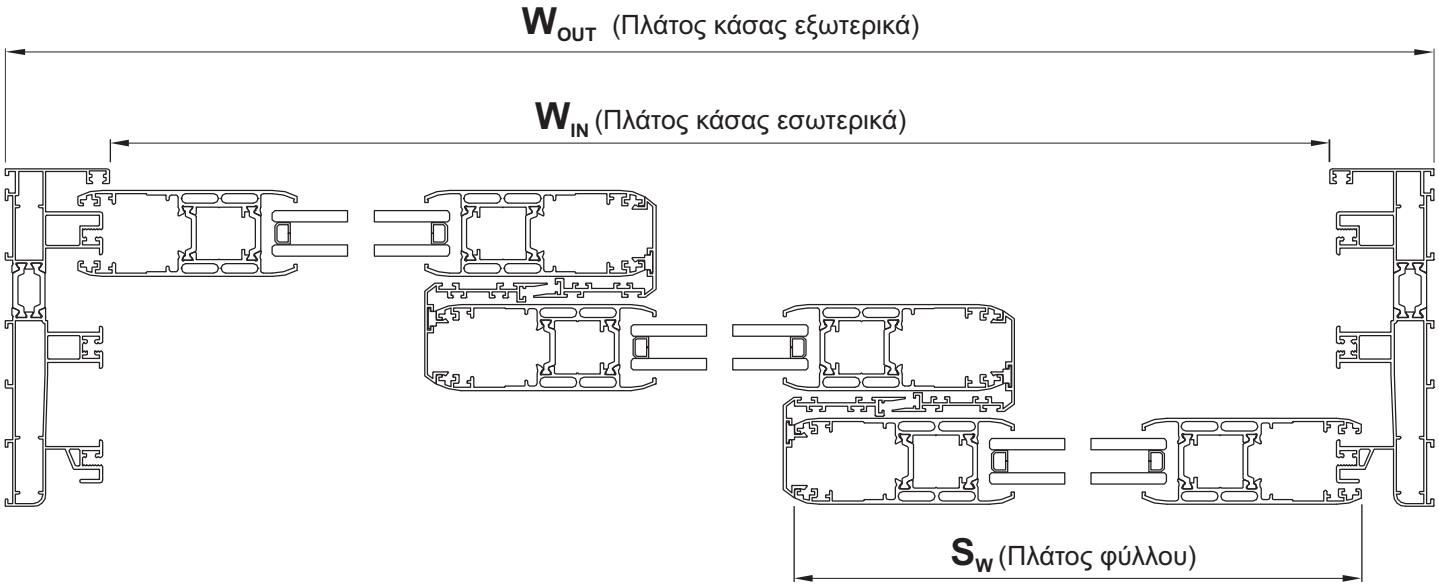


### ΠΑΡΑΘΥΡΟ ΤΡΙΦΥΛΛΟ
### Triple-sash window

**ΟΔΗΓΙΕΣ ΚΟΠΗΣ ΦΥΛΛΩΝ (ΕΣΩΤΕΡΙΚΑ)**

**ΠΛΑΤΟΣ: Μετράμε την κάσα ΜΕΣΑ-ΜΕΣΑ ,προσθέτουμε 212 mm και διαιρούμε δια 3.**

**ΥΨΟΣ: Μετράμε την κάσα ΜΕΣΑ-ΜΕΣΑ, και προσθέτουμε 22 mm.**

ΠΛΑΤΟΣ ΦΥΛΛΟΥ
Width of sash

$$S_W = \frac{W_{IN} + 212}{3} \text{ mm}$$

ΥΨΟΣ ΦΥΛΛΟΥ
Height of sash

$$S_H = H_{IN} + 22 \text{ mm}$$

**ΟΔΗΓΙΕΣ ΚΟΠΗΣ ΦΥΛΛΩΝ (ΕΞΩΤΕΡΙΚΑ)**

**ΠΛΑΤΟΣ: Μετράμε την κάσα ΕΞΩ-ΕΞΩ,προσθέτουμε 120 mm και διαιρούμε δια 3.**

**ΥΨΟΣ: Μετράμε την κάσα ΕΞΩ-ΕΞΩ, και αφαιρούμε 70 mm.**

ΠΛΑΤΟΣ ΦΥΛΛΟΥ
Width of sash

$$S_W = \frac{W_{out} + 120}{3} \text{ mm}$$

ΥΨΟΣ ΦΥΛΛΟΥ
Height of sash

$$S_H = H_{out} - 70 \text{ mm}$$

ΥΨΟΣ ΑΓΚΙΣΤΡΟΥ
Height of Hook

$$= S_H - 40 \text{ mm}$$

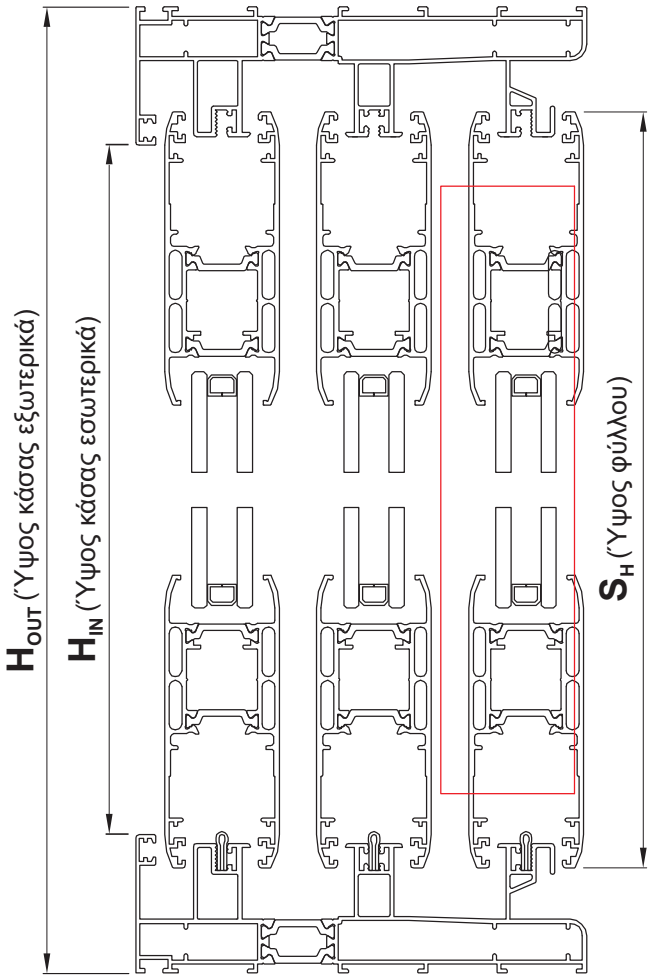

## ΜΕΤΡΑ ΚΟΠΗΣ
## CUTTING DIMENSIONS

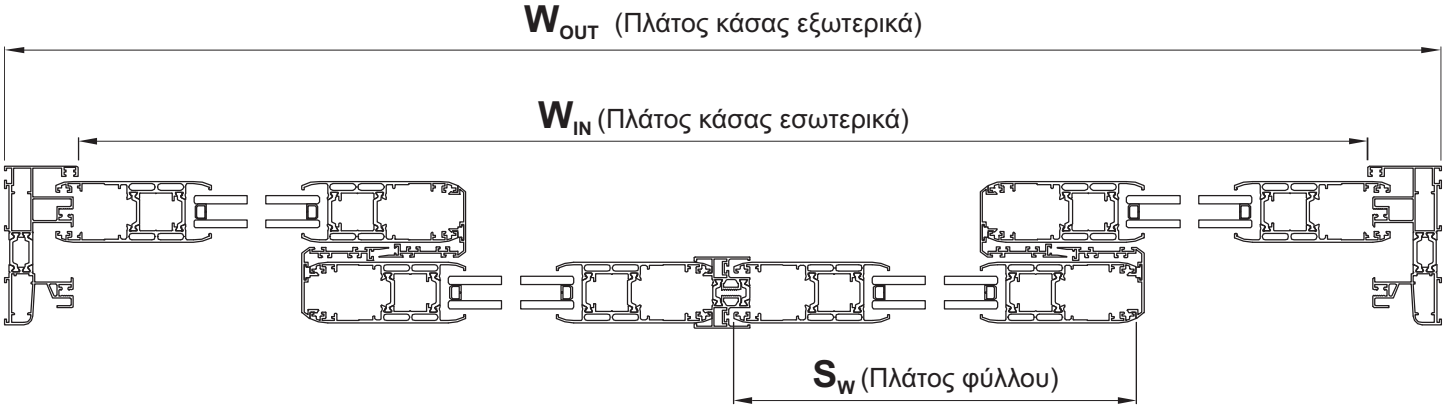


### ΠΑΡΑΘΥΡΟ ΤΕΤΡΑΦΥΛΛΟ
### Four-sash window

**ΟΔΗΓΙΕΣ ΚΟΠΗΣ ΦΥΛΛΩΝ (ΕΣΩΤΕΡΙΚΑ)**

**ΠΛΑΤΟΣ: Μετράμε την κάσα ΜΕΣΑ-ΜΕΣΑ ,προσθέτουμε 198 mm και διαιρούμε δια 4.**

**ΥΨΟΣ: Μετράμε την κάσα ΜΕΣΑ-ΜΕΣΑ, και προσθέτουμε 22 mm.**

ΠΛΑΤΟΣ ΦΥΛΛΟΥ
Width of sash

$$S_W = \frac{W_{IN} + 198}{4} \text{ mm}$$

ΥΨΟΣ ΦΥΛΛΟΥ
Height of sash

$$S_H = H_{IN} + 22 \text{ mm}$$

**ΟΔΗΓΙΕΣ ΚΟΠΗΣ ΦΥΛΛΩΝ (ΕΞΩΤΕΡΙΚΑ)**

**ΠΛΑΤΟΣ: Μετράμε την κάσα ΕΞΩ-ΕΞΩ,προσθέτουμε 107 mm και διαιρούμε δια 4.**

**ΥΨΟΣ: Μετράμε την κάσα ΕΞΩ-ΕΞΩ, και αφαιρούμε 70 mm.**

ΠΛΑΤΟΣ ΦΥΛΛΟΥ
Width of sash

$$S_W = \frac{W_{out} + 107}{4} \text{ mm}$$

ΥΨΟΣ ΦΥΛΛΟΥ
Height of sash

$$S_H = H_{out} - 70 \text{ mm}$$

ΥΨΟΣ ΑΓΚΙΣΤΡΟΥ
Height of Hook

$$= S_H - 40 \text{ mm}$$

ΥΨΟΣ ΜΠΙΝΙ ΦΙΛΗΤΟΥ
Height of adjoining profile

$$= S_H - 40 \text{ mm}$$

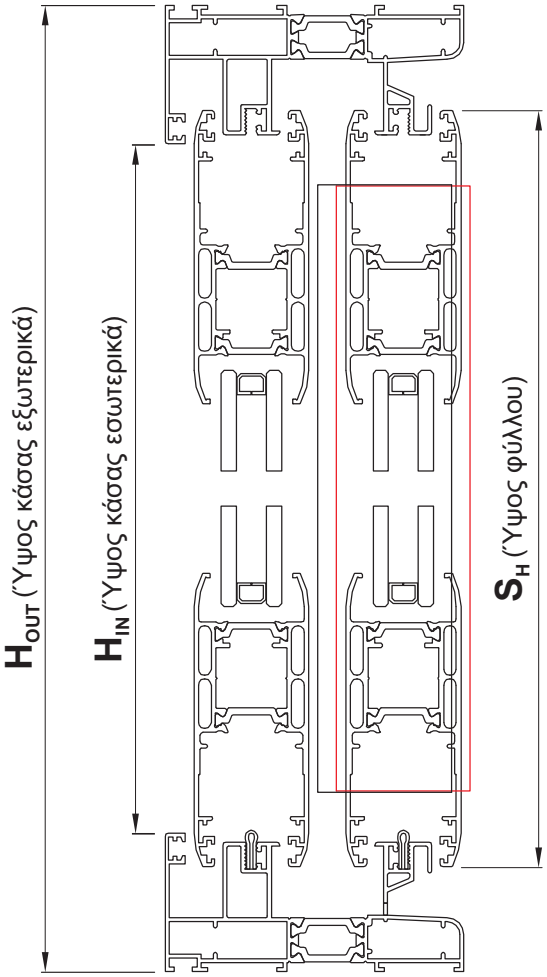

## ΜΕΤΡΑ ΚΟΠΗΣ
## CUTTING DIMENSIONS

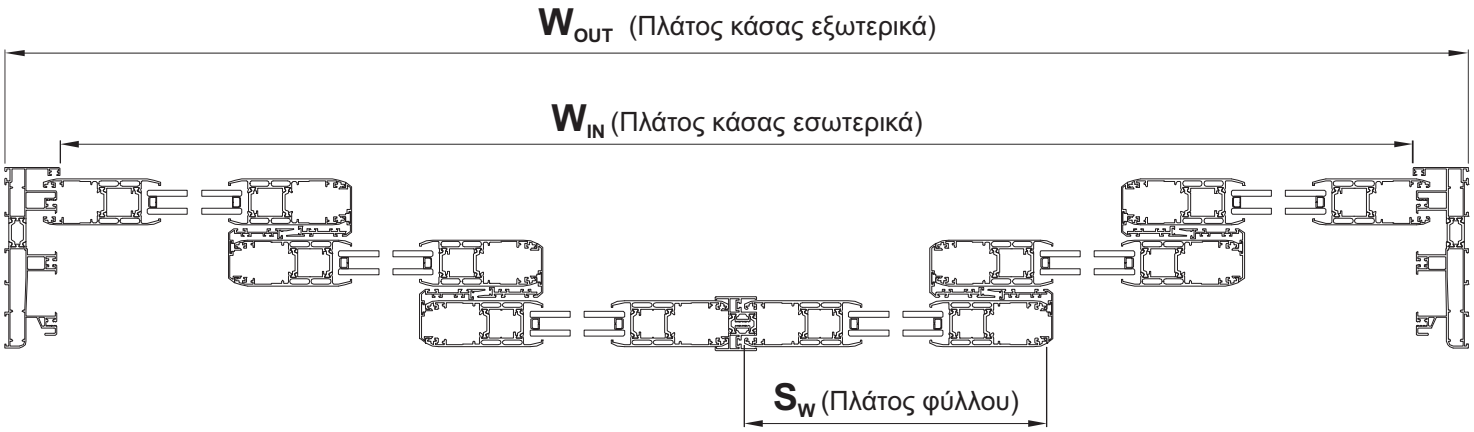


### ΠΑΡΑΘΥΡΟ ΕΞΑΦΥΛΛΟ
### Six-sash window

**ΟΔΗΓΙΕΣ ΚΟΠΗΣ ΦΥΛΛΩΝ (ΕΣΩΤΕΡΙΚΑ)**

**ΠΛΑΤΟΣ: Μετράμε την κάσα ΜΕΣΑ-ΜΕΣΑ ,προσθέτουμε 382 mm και διαιρούμε δια 6.**

**ΥΨΟΣ: Μετράμε την κάσα ΜΕΣΑ-ΜΕΣΑ, και προσθέτουμε 22 mm.**

ΠΛΑΤΟΣ ΦΥΛΛΟΥ
Width of sash

$$S_W = \frac{W_{IN} + 382}{6} \text{ mm}$$

ΥΨΟΣ ΦΥΛΛΟΥ
Height of sash

$$S_H = H_{IN} + 22 \text{ mm}$$

**ΟΔΗΓΙΕΣ ΚΟΠΗΣ ΦΥΛΛΩΝ (ΕΞΩΤΕΡΙΚΑ)**

**ΠΛΑΤΟΣ: Μετράμε την κάσα ΕΞΩ-ΕΞΩ,προσθέτουμε 290 mm και διαιρούμε δια 6.**

**ΥΨΟΣ: Μετράμε την κάσα ΕΞΩ-ΕΞΩ, και αφαιρούμε 70 mm.**

ΠΛΑΤΟΣ ΦΥΛΛΟΥ
Width of sash

$$S_W = \frac{W_{out} + 290}{6} \text{ mm}$$

ΥΨΟΣ ΦΥΛΛΟΥ
Height of sash

$$S_H = H_{out} - 70 \text{ mm}$$

ΥΨΟΣ ΑΓΚΙΣΤΡΟΥ
Height of Hook

$$= S_H - 40 \text{ mm}$$

ΥΨΟΣ ΜΠΙΝΙ ΦΙΛΗΤΟΥ
Height of adjoining profile

$$= S_H - 40 \text{ mm}$$

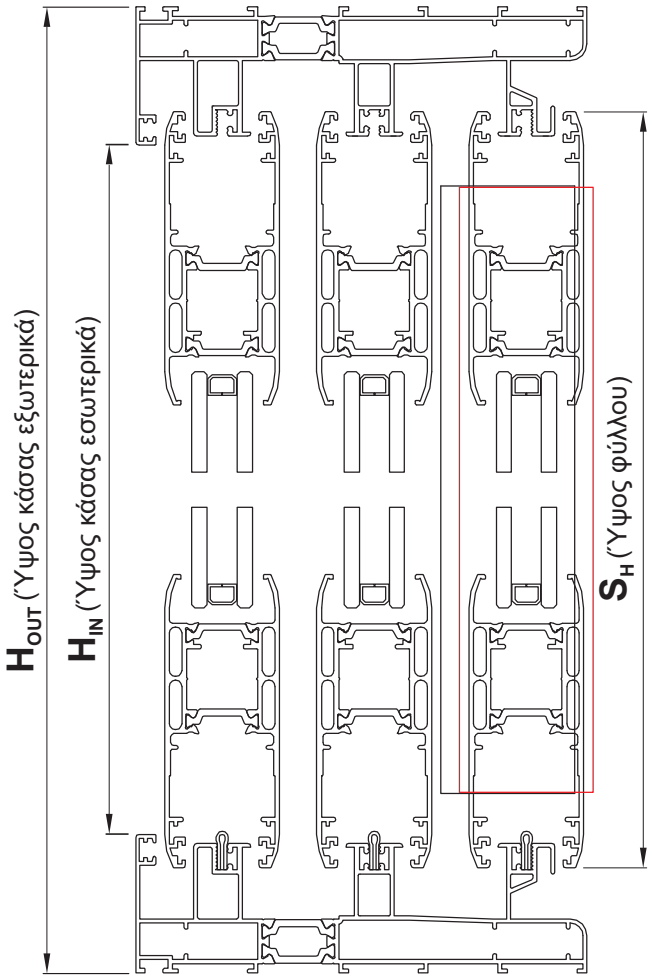

## ΜΕΤΡΑ ΚΟΠΗΣ
## CUTTING DIMENSIONS

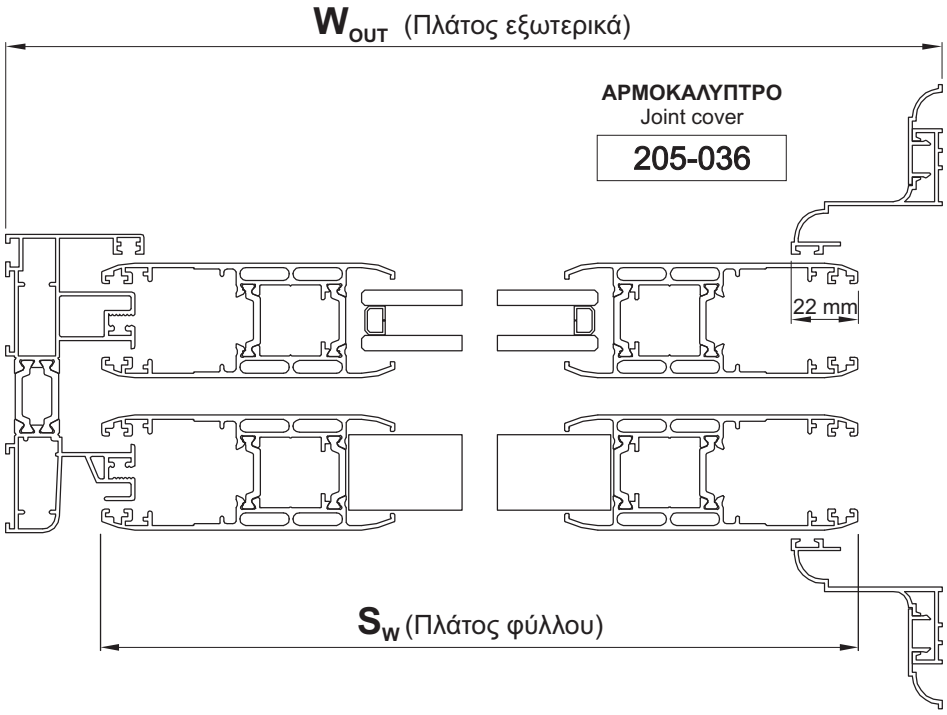


ΠΑΡΑΘΥΡΟ ΜΟΝΟΦΥΛΛΟ ΧΩΝΕΥΤΟ
Built-in Single - sash window

Αρμοκάλυπτρο 205-036
Cover gap 205-036

ΟΔΗΓΙΕΣ ΚΟΠΗΣ ΦΥΛΛΩΝ (ΕΞΩΤΕΡΙΚΑ)

ΠΛΑΤΟΣ: Μετράμε την κάσα ΕΞΩ-ΕΞΩ και αφαιρούμε 60 mm.

ΥΨΟΣ: Μετράμε την κάσα ΕΞΩ-ΕΞΩ και αφαιρούμε 70 mm.

| | | | | | |
|---|---|---|---|---|---|
| ΠΛΑΤΟΣ ΦΥΛΛΟΥ Width of sash | $S_W$ | = | $W_{out}$ | - 60 | mm |
| ΥΨΟΣ ΦΥΛΛΟΥ Height of sash | $S_H$ | = | $H_{out}$ | - 70 | mm |

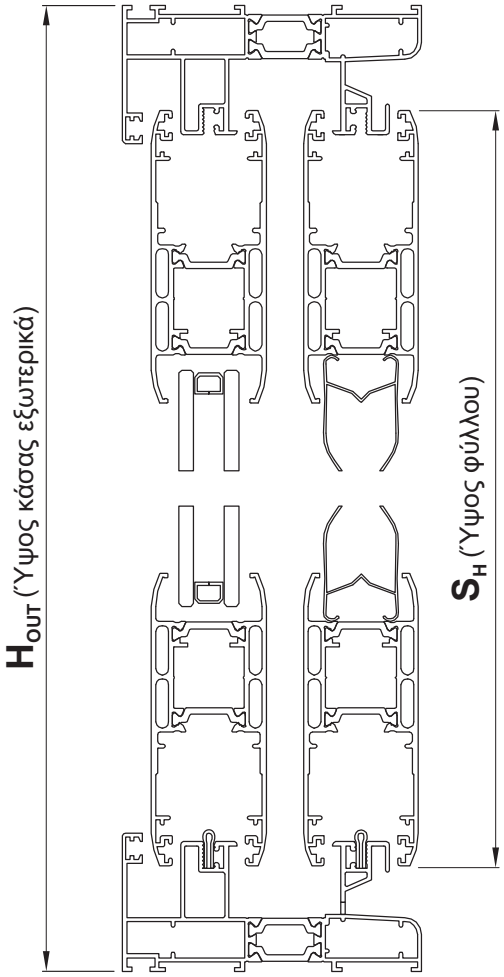

## ΜΕΤΡΑ ΚΟΠΗΣ
## CUTTING DIMENSIONS

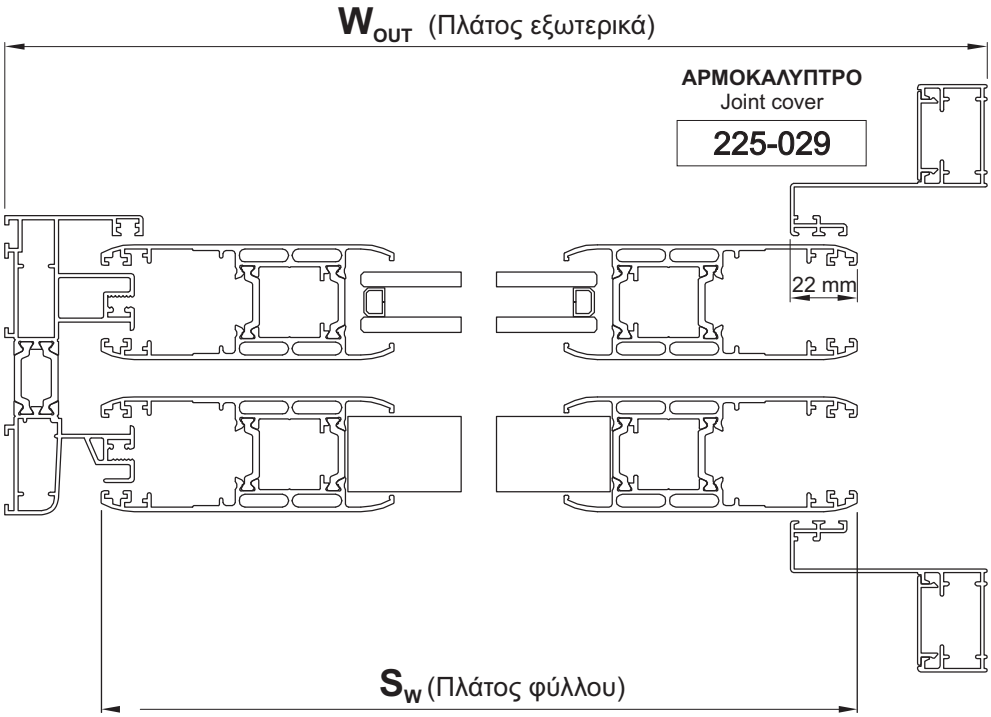


ΠΑΡΑΘΥΡΟ ΜΟΝΟΦΥΛΛΟ ΧΩΝΕΥΤΟ
Built-in Single - sash window

Αρμοκάλυπτρο 225-029
Cover gap 225-029

ΟΔΗΓΙΕΣ ΚΟΠΗΣ ΦΥΛΛΩΝ (ΕΞΩΤΕΡΙΚΑ)

ΠΛΑΤΟΣ: Μετράμε την κάσα ΕΞΩ-ΕΞΩ και αφαιρούμε 75 mm.

ΥΨΟΣ: Μετράμε την κάσα ΕΞΩ-ΕΞΩ και αφαιρούμε 70 mm.

| | | | | | |
|---|---|---|---|---|---|
| **ΠΛΑΤΟΣ ΦΥΛΛΟΥ** **Width of sash** | $S_W$ | = | $W_{out}$ | - 75 | mm |
| **ΥΨΟΣ ΦΥΛΛΟΥ** **Height of sash** | $S_H$ | = | $H_{out}$ | - 70 | mm |

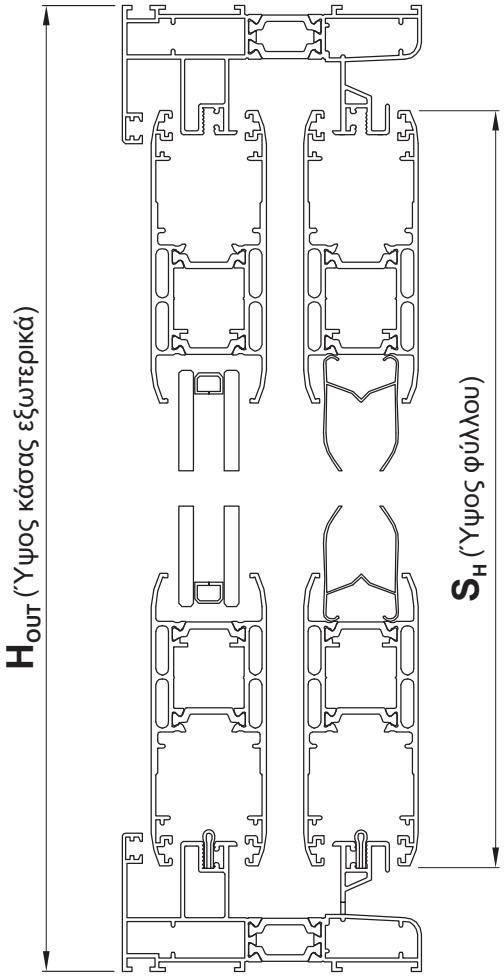

## ΜΕΤΡΑ ΚΟΠΗΣ
## CUTTING DIMENSIONS

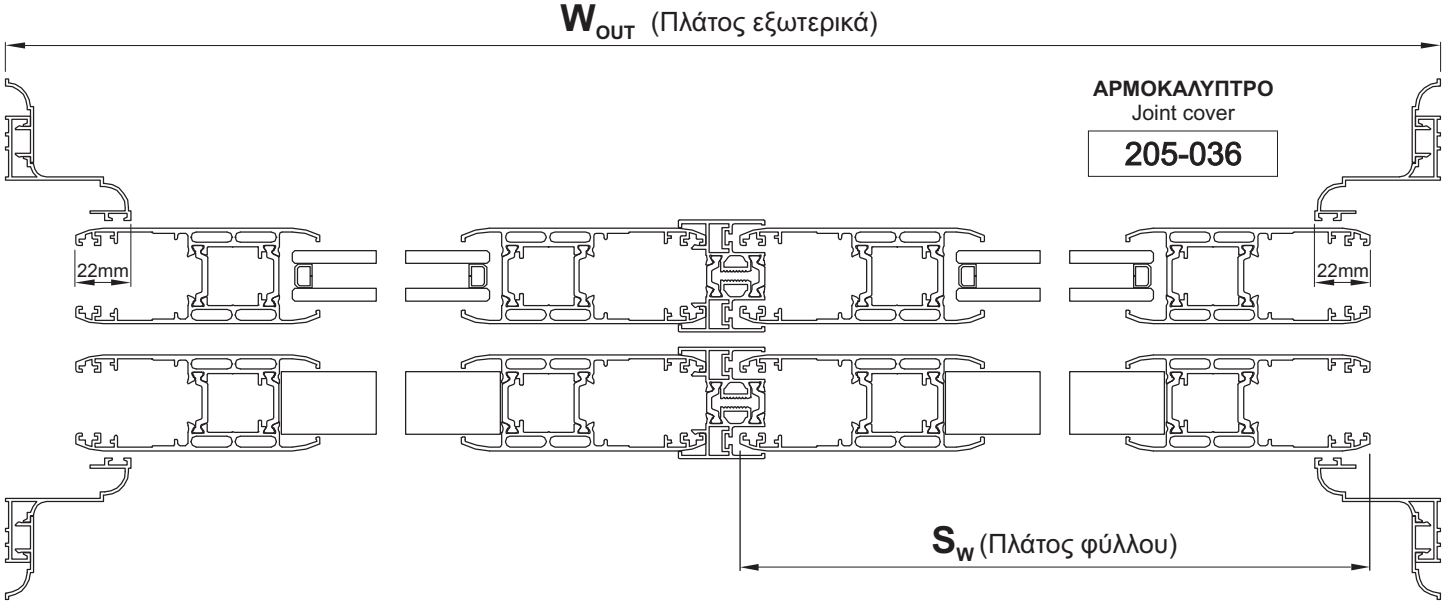


ΠΑΡΑΘΥΡΟ ΔΙΦΥΛΛΟ ΧΩΝΕΥΤΟ
Built-in Double - sash window

Αρμοκάλυπτρο 205-036
Cover gap 205-036

ΟΔΗΓΙΕΣ ΚΟΠΗΣ ΦΥΛΛΩΝ (ΕΞΩΤΕΡΙΚΑ)

ΠΛΑΤΟΣ: Μετράμε την κάσα ΕΞΩ-ΕΞΩ, αφαιρούμε 70 mm και διαιρούμε δια 2.

ΥΨΟΣ: Μετράμε την κάσα ΕΞΩ-ΕΞΩ και αφαιρούμε 70 mm

ΠΛΑΤΟΣ ΦΥΛΛΟΥ
Width of sash

$$S_W = \frac{W_{out} - 70}{2} \text{ mm}$$

ΥΨΟΣ ΦΥΛΛΟΥ
Height of sash

$$S_H = H_{out} - 70 \text{ mm}$$

ΥΨΟΣ ΜΠΙΝΙ ΦΙΛΗΤΟΥ
Height of adjoining profile

$$= S_H - 40 \text{ mm}$$

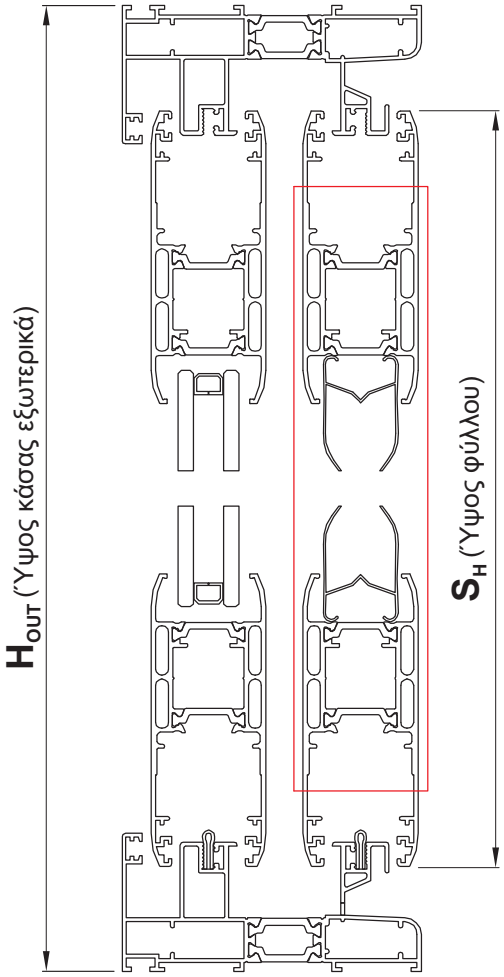

## ΜΕΤΡΑ ΚΟΠΗΣ
## CUTTING DIMENSIONS

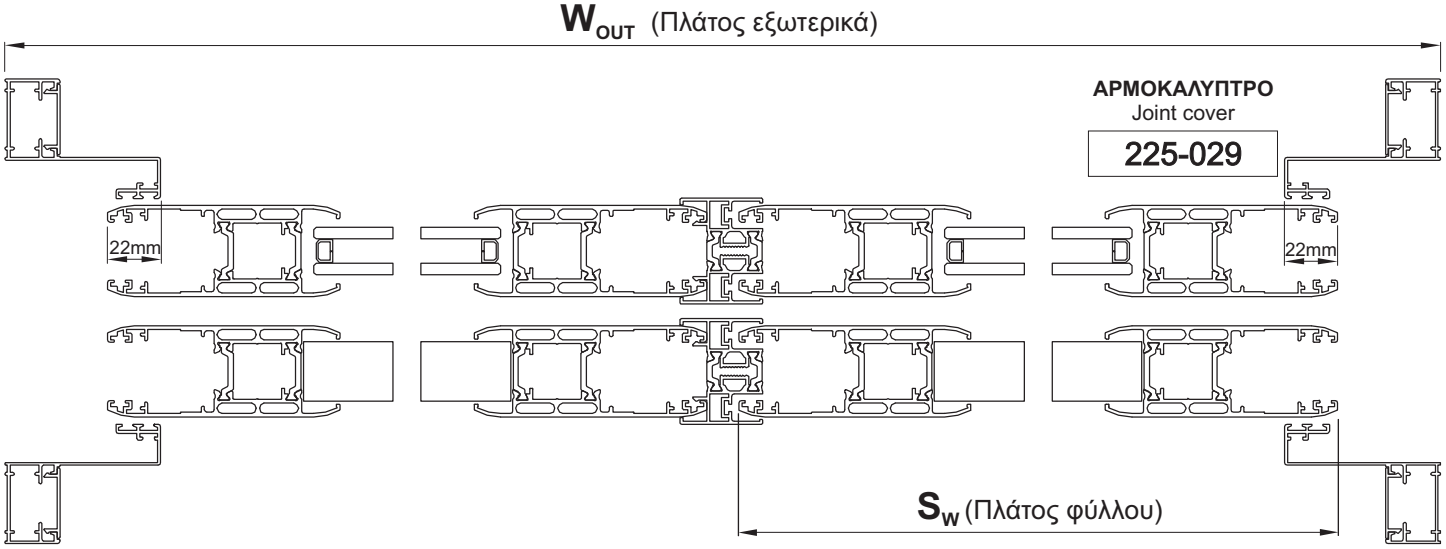


ΠΑΡΑΘΥΡΟ ΔΙΦΥΛΛΟ ΧΩΝΕΥΤΟ
Built-in Double - sash window

Αρμοκάλυπτρο 225-029
Cover gap 225-029

ΟΔΗΓΙΕΣ ΚΟΠΗΣ ΦΥΛΛΩΝ (ΕΞΩΤΕΡΙΚΑ)

ΠΛΑΤΟΣ: Μετράμε την κάσα ΕΞΩ-ΕΞΩ, αφαιρούμε 100 mm και διαιρούμε δια 2.

ΥΨΟΣ: Μετράμε την κάσα ΕΞΩ-ΕΞΩ και αφαιρούμε 70 mm

ΠΛΑΤΟΣ ΦΥΛΛΟΥ
Width of sash

$$S_W = \frac{W_{out} - 100}{2} \text{ mm}$$

ΥΨΟΣ ΦΥΛΛΟΥ
Height of sash

$$S_H = H_{out} - 70 \text{ mm}$$

ΥΨΟΣ ΜΠΙΝΙ ΦΙΛΗΤΟΥ
Height of adjoining profile

$$= S_H - 40 \text{ mm}$$

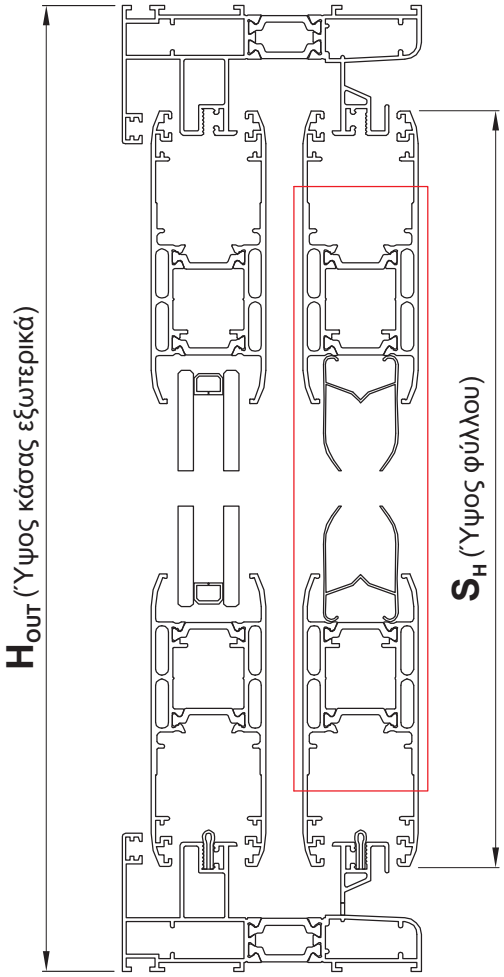

**ΜΕΤΡΑ ΚΟΠΗΣ**
**CUTTING DIMENSIONS**

## Βήμα 1 / Step 1

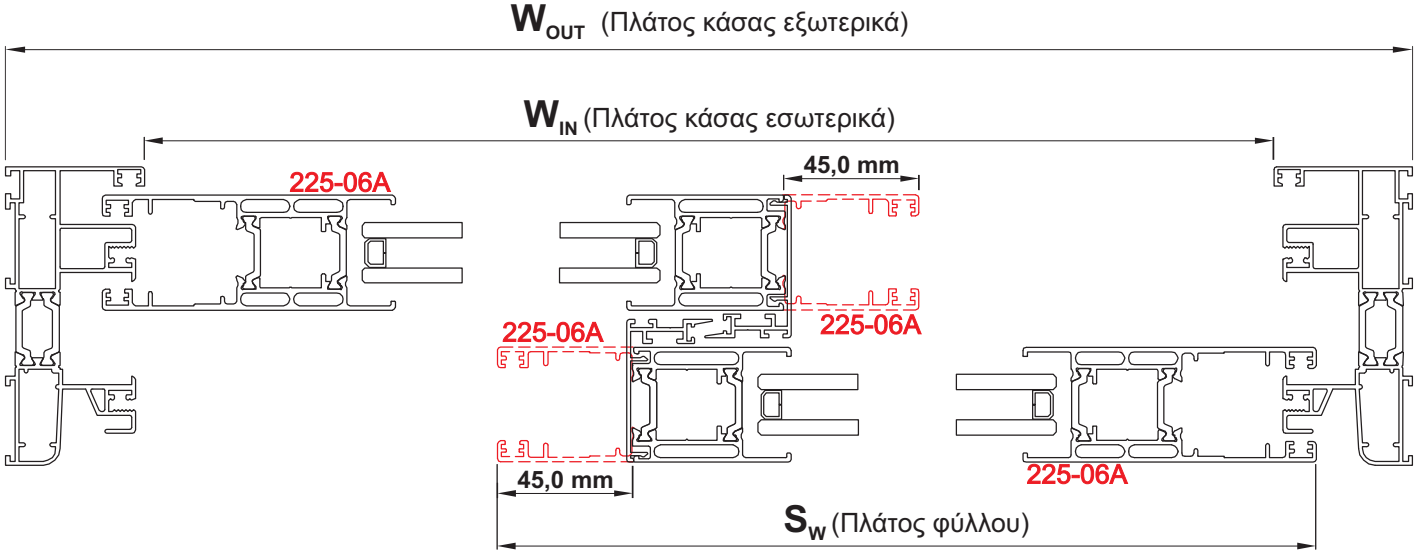


### ΠΑΡΑΘΥΡΟ ΕΠΑΛΛΗΛΟ
### Double-sash window

**ΟΔΗΓΙΕΣ ΚΟΠΗΣ ΦΥΛΛΩΝ (ΕΣΩΤΕΡΙΚΑ)**

**ΠΛΑΤΟΣ: Μετράμε την κάσα ΜΕΣΑ-ΜΕΣΑ ,προσθέτουμε 167 mm και διαιρούμε δια 2.**

**ΥΨΟΣ: Μετράμε την κάσα ΜΕΣΑ-ΜΕΣΑ, και προσθέτουμε 22 mm.**

ΠΛΑΤΟΣ ΦΥΛΛΟΥ
Width of sash

$$S_W = \frac{W_{IN} + 167}{2} \text{ mm}$$

ΥΨΟΣ ΦΥΛΛΟΥ
Height of sash

$$S_H = H_{IN} + 22 \text{ mm}$$

**ΟΔΗΓΙΕΣ ΚΟΠΗΣ ΦΥΛΛΩΝ (ΕΞΩΤΕΡΙΚΑ)**

**ΠΛΑΤΟΣ: Μετράμε την κάσα ΕΞΩ-ΕΞΩ,προσθέτουμε 76 mm και διαιρούμε δια 2.**

**ΥΨΟΣ: Μετράμε την κάσα ΕΞΩ-ΕΞΩ, και αφαιρούμε 70 mm.**

ΠΛΑΤΟΣ ΦΥΛΛΟΥ
Width of sash

$$S_W = \frac{W_{out} + 76}{2} \text{ mm}$$

ΥΨΟΣ ΦΥΛΛΟΥ
Height of sash

$$S_H = H_{out} - 70 \text{ mm}$$

ΥΨΟΣ ΑΓΚΙΣΤΡΟΥ
Height of Hook

$$= S_H - 130 \text{ mm}$$

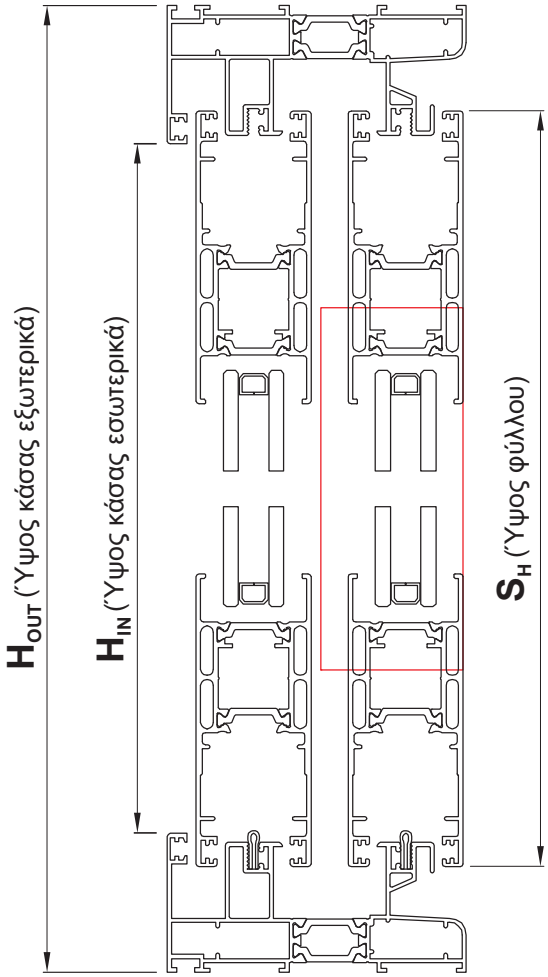


ΒΗΜΑ 2 ΣΤΗΝ ΣΕΛΙΔΑ 92 / Step 2 on page 92

## ΜΕΤΡΑ ΚΟΠΗΣ
## CUTTING DIMENSIONS

**Βήμα 1 / Step 1**

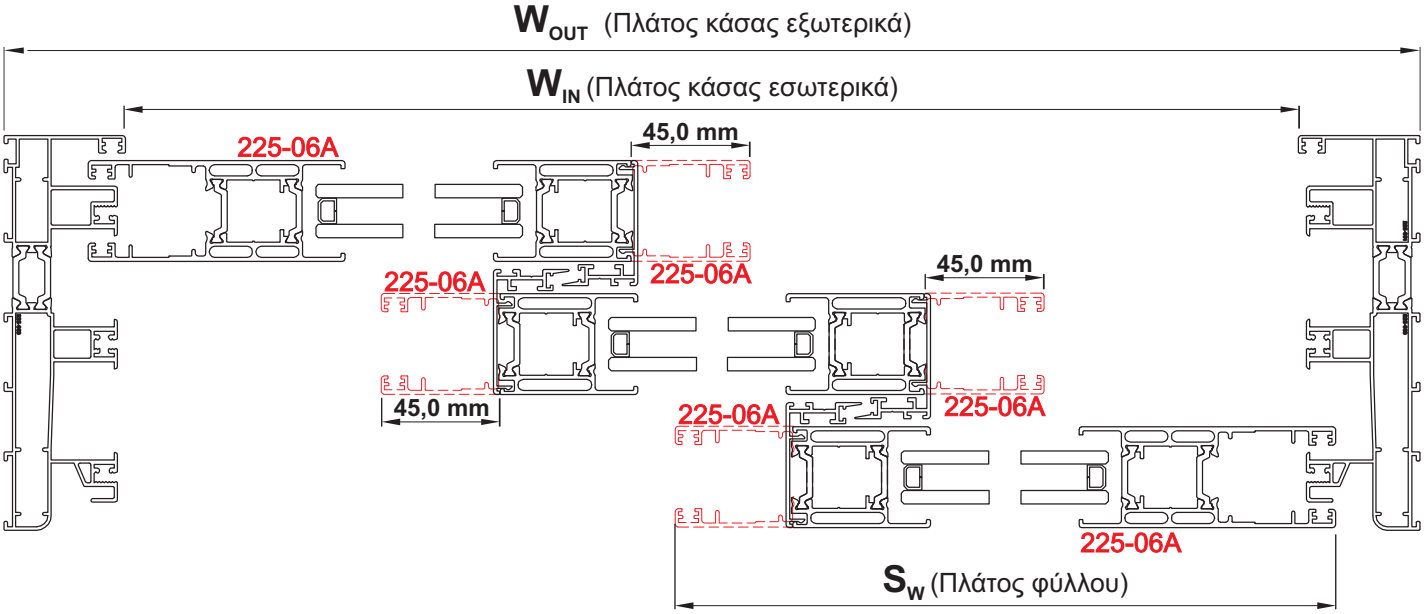


### ΠΑΡΑΘΥΡΟ ΤΡΙΦΥΛΛΟ
### Triple-sash window

**ΟΔΗΓΙΕΣ ΚΟΠΗΣ ΦΥΛΛΩΝ (ΕΣΩΤΕΡΙΚΑ)**

**ΠΛΑΤΟΣ:** Μετράμε την κάσα ΜΕΣΑ-ΜΕΣΑ ,προσθέτουμε 307 mm και διαιρούμε δια 3.

**ΥΨΟΣ:** Μετράμε την κάσα ΜΕΣΑ-ΜΕΣΑ, και προσθέτουμε 22 mm.

ΠΛΑΤΟΣ ΦΥΛΛΟΥ
Width of sash

$$S_W = \frac{W_{IN} + 307}{3} \text{ mm}$$

ΥΨΟΣ ΦΥΛΛΟΥ
Height of sash

$$S_H = H_{IN} + 22 \text{ mm}$$

**ΟΔΗΓΙΕΣ ΚΟΠΗΣ ΦΥΛΛΩΝ (ΕΞΩΤΕΡΙΚΑ)**

**ΠΛΑΤΟΣ:** Μετράμε την κάσα ΕΞΩ-ΕΞΩ,προσθέτουμε 216 mm και διαιρούμε δια 3.

**ΥΨΟΣ:** Μετράμε την κάσα ΕΞΩ-ΕΞΩ, και αφαιρούμε 70 mm.

ΠΛΑΤΟΣ ΦΥΛΛΟΥ
Width of sash

$$S_W = \frac{W_{out} + 216}{3} \text{ mm}$$

ΥΨΟΣ ΦΥΛΛΟΥ
Height of sash

$$S_H = H_{out} - 70 \text{ mm}$$

ΥΨΟΣ ΑΓΚΙΣΤΡΟΥ
Height of Hook

$$= S_H - 130 \text{ mm}$$

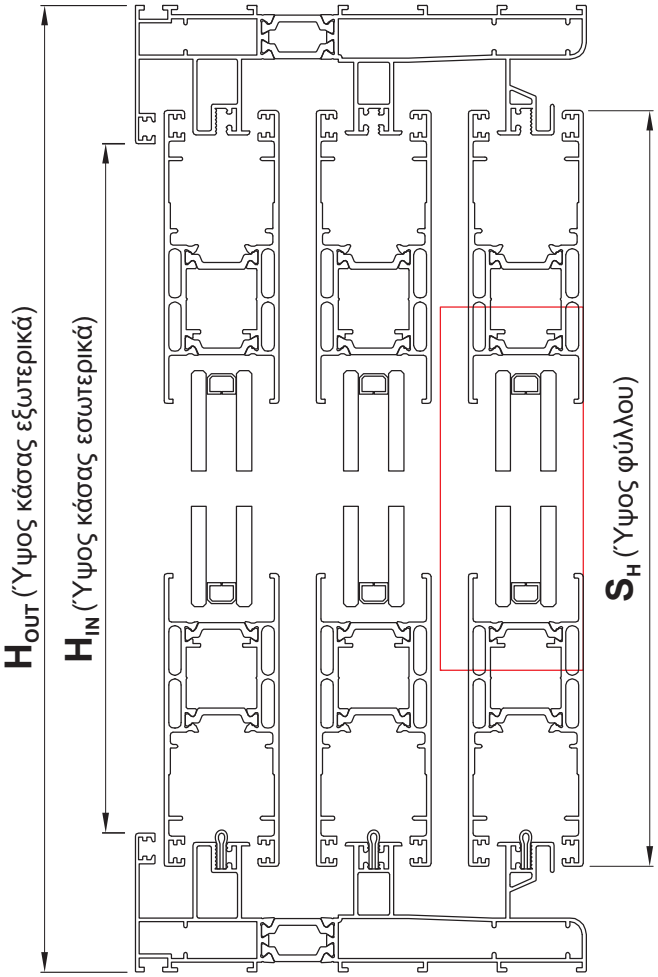


ΒΗΜΑ 2 ΣΤΗΝ ΣΕΛΙΔΑ 92 / Step 2 on page 92

**ΜΕΤΡΑ ΚΟΠΗΣ**
**CUTTING DIMENSIONS**

## Βήμα 2 / Step 2

1

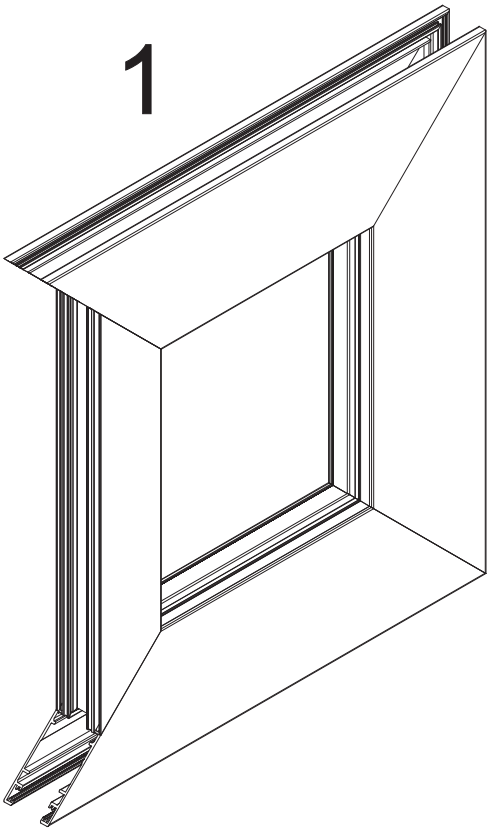

2

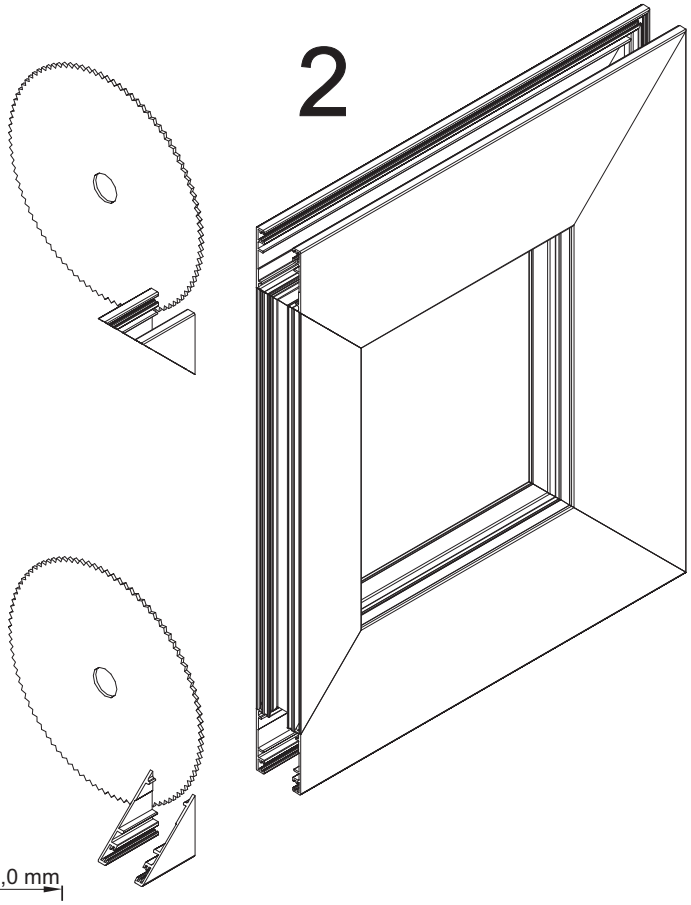

3

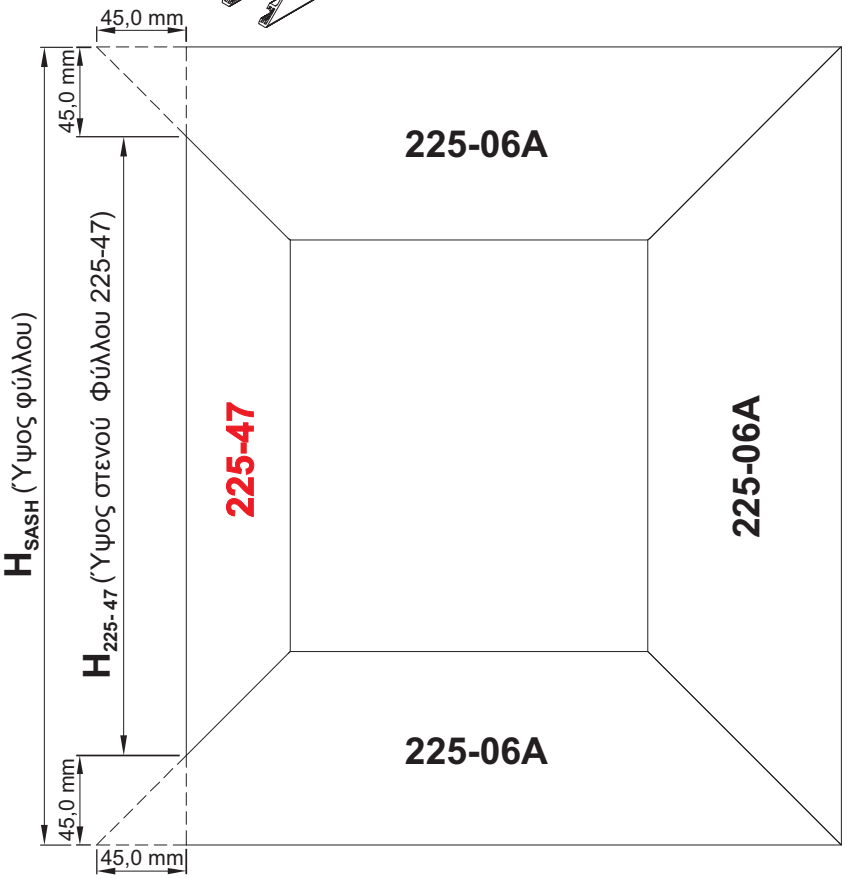


**ΚΟΠΗ ΣΤΕΝΟΥ ΦΥΛΛΟΥ 225-47**

**ΥΨΟΣ: Απο το ύψος του φύλλου αφαιρούμε 90 mm.**

$$H_{225-47} = H_{sash} - 90 \text{ mm}$$

**ΜΕΤΡΑ ΚΟΠΗΣ**
**CUTTING DIMENSIONS**

## Βήμα 1 / Step 1

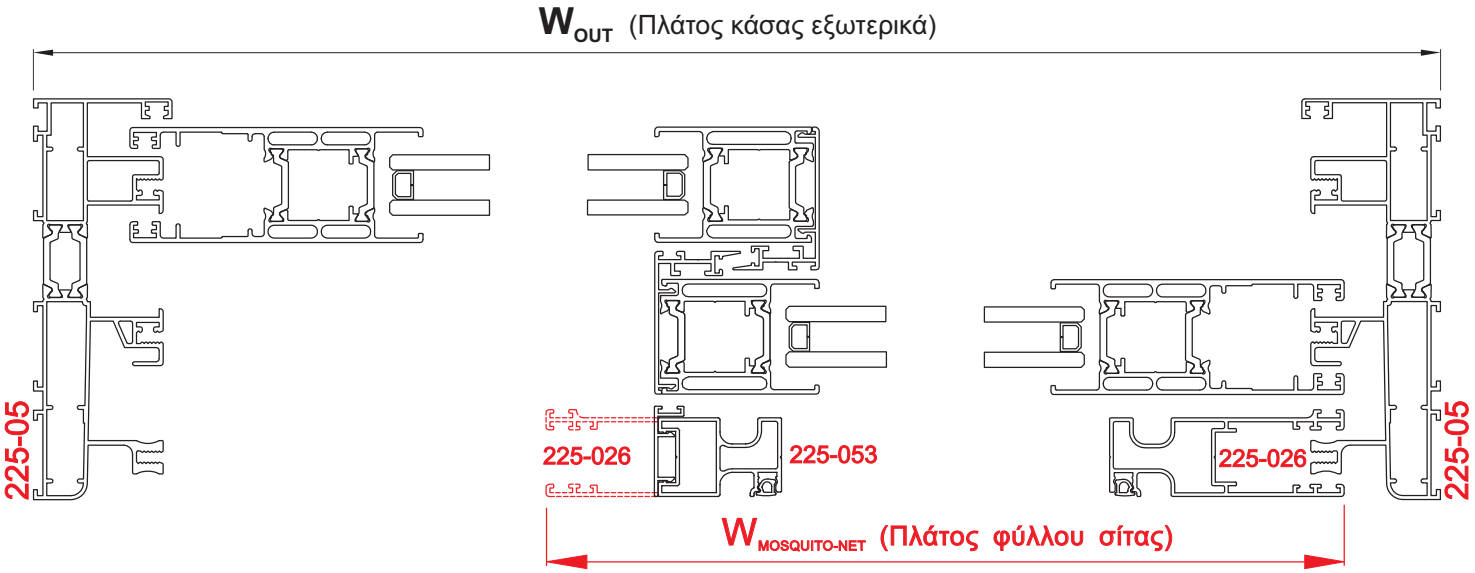


### ΕΠΑΛΛΗΛΟ ΜΕ ΣΤΕΝΗ ΣΙΤΑ ΕΞΩΤΕΡΙΚΑ
### Double-sash window with mosquito-net outside

**ΟΔΗΓΙΕΣ ΚΟΠΗΣ ΣΤΕΝΗΣ ΣΙΤΑΣ (ΕΞΩΤΕΡΙΚΑ)**

ΠΛΑΤΟΣ: Μετράμε την κάσα ΕΞΩ-ΕΞΩ, προσθετούμε 62 mm και διαιρούμε δια 2.

ΥΨΟΣ: Μετράμε την κάσα ΕΞΩ-ΕΞΩ, και αφαιρούμε 70 mm.

ΠΛΑΤΟΣ ΣΙΤΑΣ
Width of mosquito-net

$$= \frac{W_{out} + 62}{2} \text{ mm}$$

ΥΨΟΣ ΣΙΤΑΣ
Height of mosquito-net

$$= H_{out} - 70 \text{ mm}$$

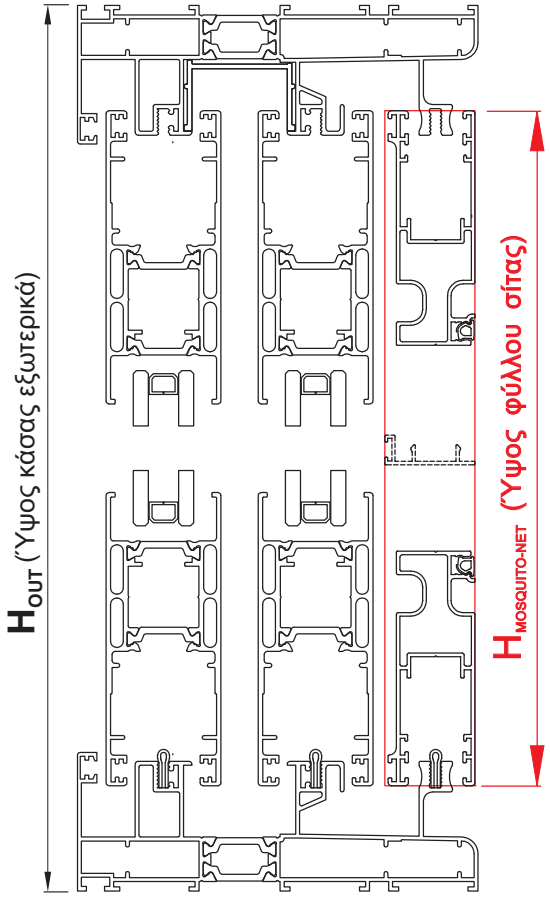


ΒΗΜΑ 2 ΣΤΗΝ ΣΕΛΙΔΑ 94 / Step 2 on page 94

**ΜΕΤΡΑ ΚΟΠΗΣ**
**CUTTING DIMENSIONS**

## Βήμα 2 / Step 2

1

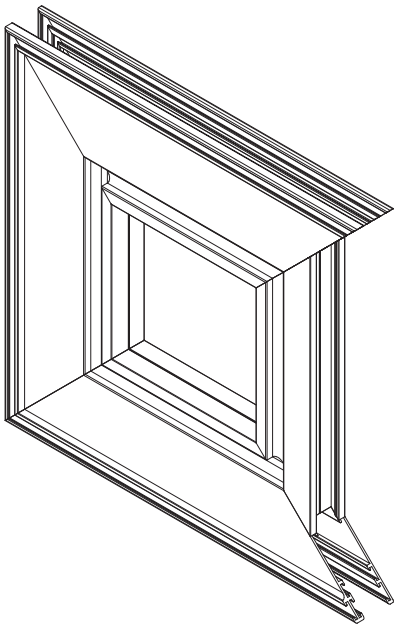

2

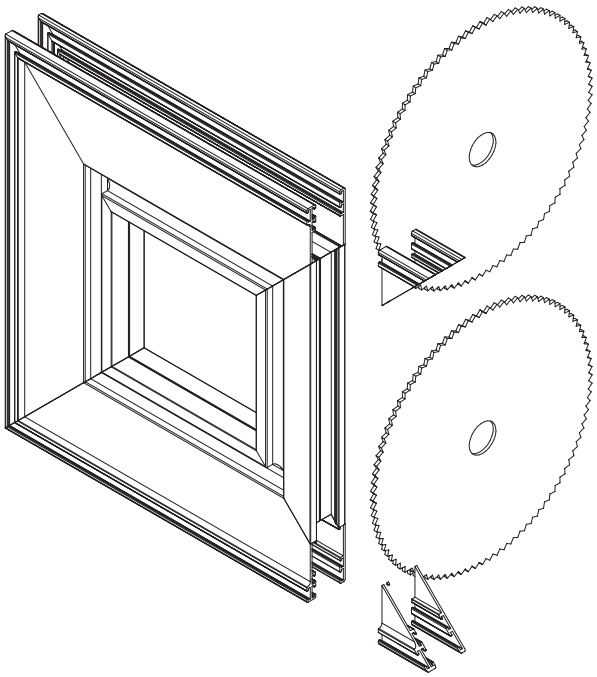

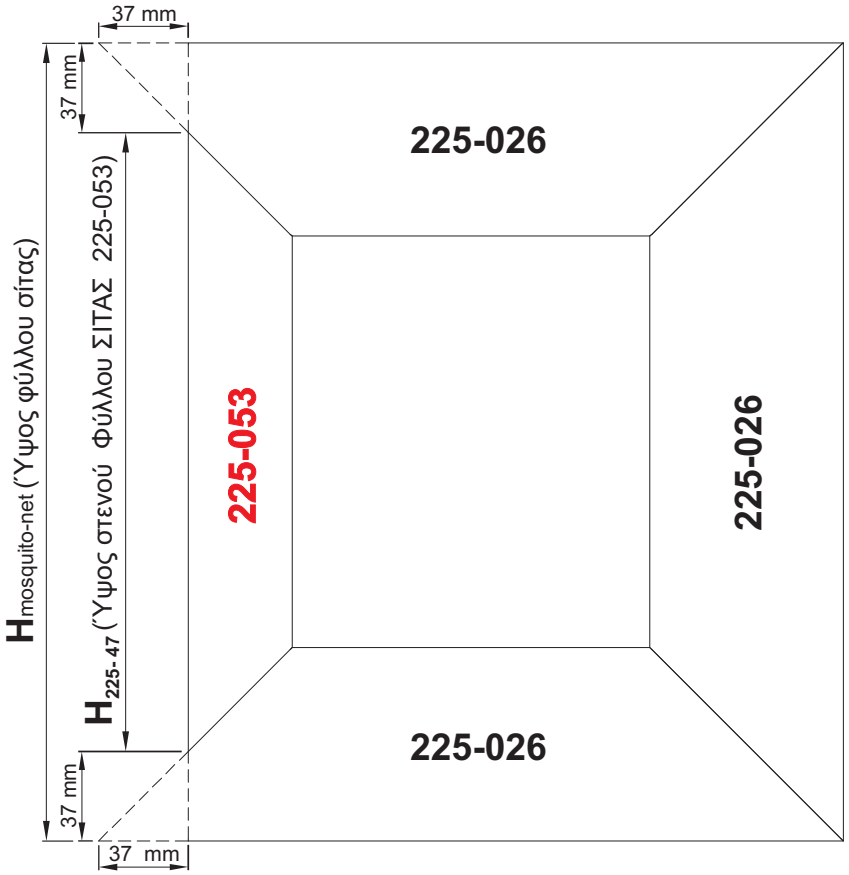


**ΚΟΠΗ ΣΤΕΝΟΥ ΦΥΛΛΟΥ ΣΙΤΑΣ 225-053**

**ΥΨΟΣ:** Απο το ύψος του φύλλου σίτας αφαιρούμε 74 mm.

$$H_{225-053} = H_{mosquito-net} - 74 \text{ mm}$$

## ΠΡΕΣΑ
## PRESS MACHINE

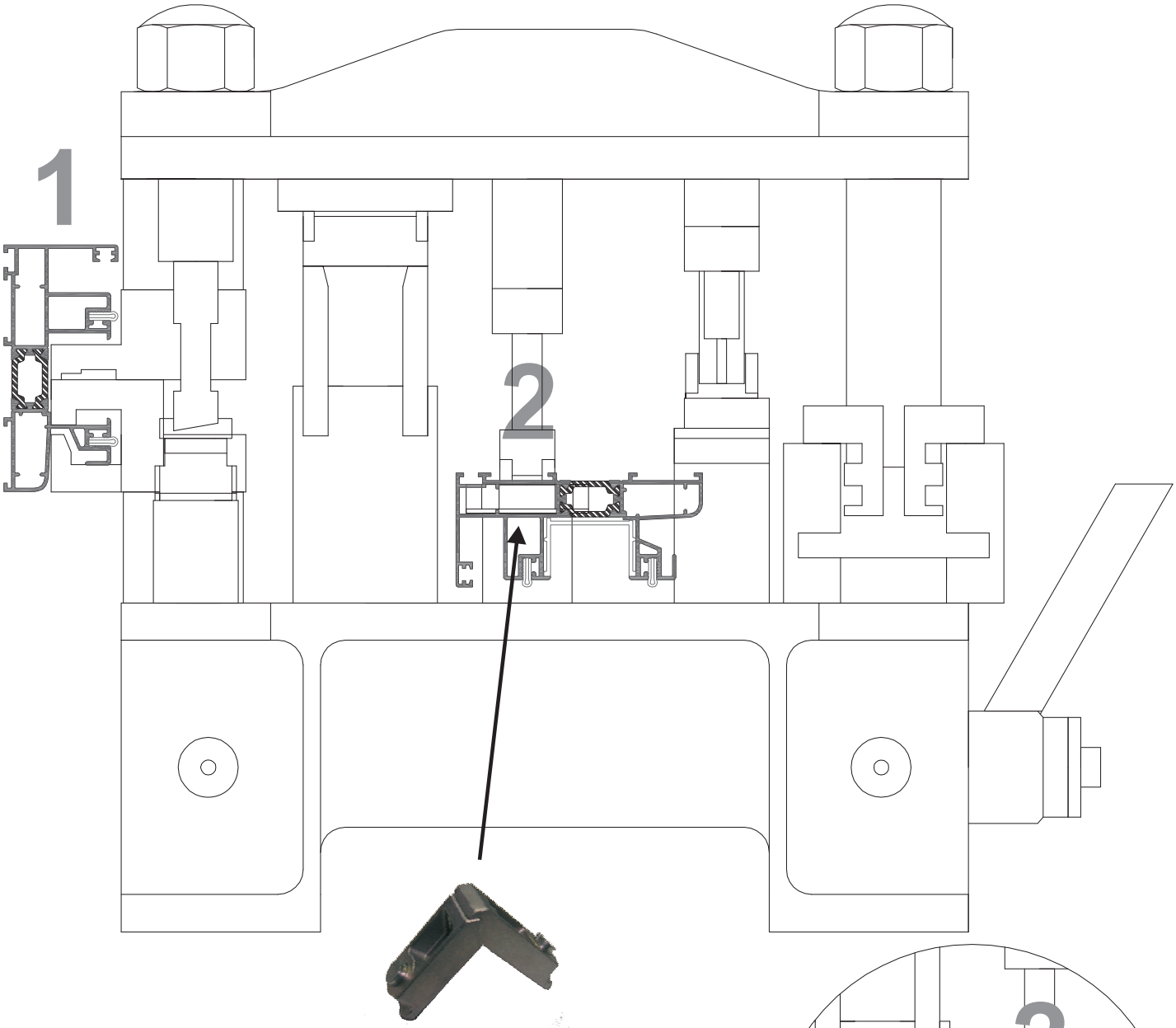


Γωνία συνδέσεως χυτή No 7018
Die-cast aluminium joint corner No 7018

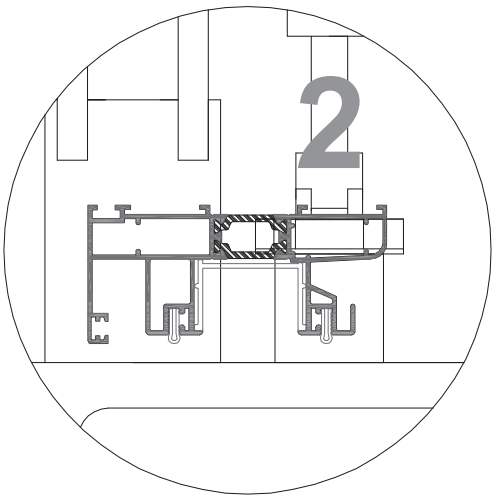


1. **ΤΡΥΠΗΜΑ ΝΕΡΟΧΥΤΩΝ ΣΤΟΥΣ ΟΔΗΓΟΥΣ**
   Piercing for draining hole on frame profiles

2. **ΤΡΥΠΗΜΑ ΚΑΣΑΣ**
   Piercing for joint corner on frame profiles

## ΠΡΕΣΑ
## PRESS MACHINE

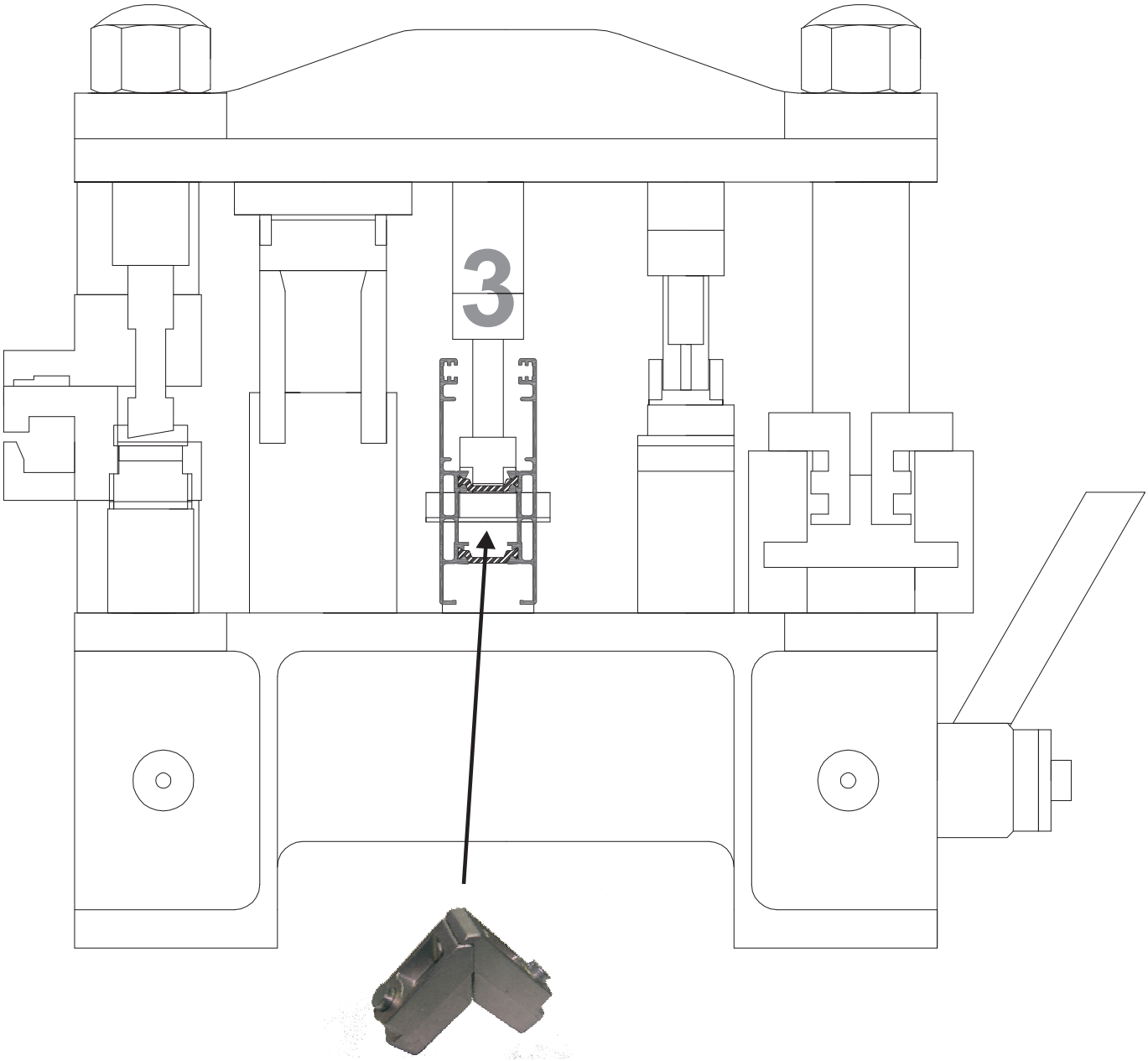


Γωνία συνδέσεως χυτή No 7000
Die-cast aluminium joint corner No 7000

### 3. ΤΡΥΠΗΜΑ ΦΥΛΛΩΝ
Piercing for joint corner on sash profiles